



# HOSHIZAKI

All Hoshizaki factories are  
**ISO9001** and **ISO14001** registered

## ISO9001

### Hoshizaki Factories

Registration Number JET-0205  
Registration Date 9th August 1999

## ISO14001

### Hoshizaki Factories

Registration Number E01-204  
Registration Date 25th July 2001



The Hoshizaki Group is actively working to preserve the environment or solve social issues through its business.

Scan for more details



# HOSHIZAKI

## HOSHIZAKI VIETNAM CORPORATION

HCM - Head Office: 168/14 Nguyen Gia Tri Street, Thanh My Tay Ward  
Tel: 091 6161 346 (Hotline) | 091 7161 346 (Service)  
Ha Noi - Branch Office: BIV-BT1, Ha Dinh Urban Area, Thanh Liet Ward  
Tel: 024 6686 4682 (Hotline)  
Website: <https://hoshizaki.com.vn>

Scan for more details



## FOR YOUR KITCHEN



# WHAT'S

## 4 ABOUT



## 5 ICE MAKER

- 6-8** Cube Ice
- 9-10** Crescent Ice
- 11-13** Dice / Half Dice Ice
- 14** Flake Ice
- 14-15** Nugget Ice
- 15-16** Special Ice



## 16 ICE STORAGE BIN

- 16** Ice Storage Bin Compatibility & Specifications
- 17** Ice Dispenser
- 18-19** Ice Maker Specifications



## 20 REFRIGERATION

- 21-24** Premier Upright Series
- 21** Premier Upright Specifications
- 24-31** Premier Undercounter Series
- 31-32** Premier Undercounter Specifications
- 33-34** Premier Pillar-less Series
- 35** Premier Pillar-less Specifications
- 36-40** Premier Glass Series
- 40** Premier Prep Table Series
- 41** Premier Glass Specifications
- 41** Premier Prep Table Specifications
- 42-43** Premier Bakery Series
- 44** Premier Bakery Specifications
- 45-46** Pro Series
- 47** Pro Series Specifications
- 48** Thawing Cabinet
- 48** Thawing Cabinet Specifications
- 49-50** Blast Chiller / Freezer
- 50** Blast Chiller / Freezer Specifications
- 51** Bottle Cooler
- 51** Bottle Cooler Specifications
- 52-53** Pastry Cabinet
- 53** Pastry Cabinet Specifications
- 54** Ice Cream Showcase
- 54** Ice Cream Showcase Specifications
- 55-56** Water Cooler
- 56** Water Cooler Specifications



## 57 DEEP FREEZER

- 57** Deep Freezer Specifications

## 58 SUSHI SHOWCASE

- 59** Sushi Showcase Specifications



## 60 DISHWASHER

- 60-61** Dishwasher Specifications

## 62 OTHERS

- 62** Beer Dispenser
- 62** Beer Dispenser Specifications
- 63** Electric Fryer
- 63** Electric Fryer Specifications
- 64** Combi Oven
- 64** Combi Oven Specifications
- 65** Vacuum Packing Machine
- 65** Vacuum Packing Machine Specifications
- 66** Water Filter
- 66** Water Filter Specifications

# INSIDE?

# ABOUT



**Hoshizaki** is a globally leading manufacturer of commercial equipment for food and beverage services that was founded in Nagoya, Japan in 1947, and began operations in Toyoake factory in 1956.

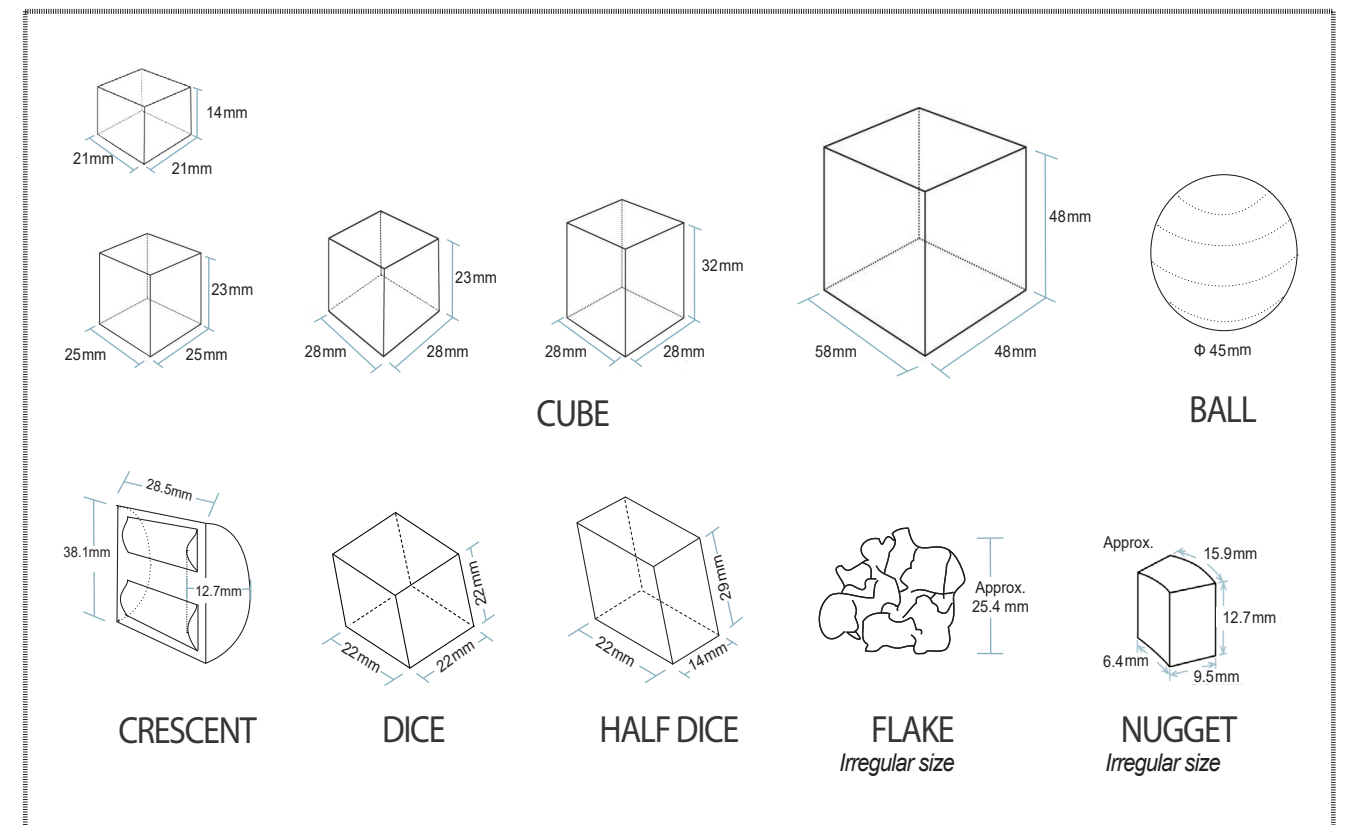
We have consistently offered a wide variety of high-quality products, in order to meet changing needs and demands, since Hoshizaki's establishment. In particular, we provide equipment, such as ice makers, commercial refrigeration, beverage dispensers, dishwashers and so on.

Hoshizaki has established a strong global network with its manufacturing plants in the United States, the United Kingdom, Italy, Turkey, Mexico, China, India, Australia, Brazil, Guatemala, Vietnam and Japan. We also have sales and after-sales service teams globally, and our products that incorporate creativity and innovation are highly valued, supporting various dining.



## ICE MAKER

Together with the vision to prioritize customer satisfaction, Hoshizaki has developed the original technology for the Basic Designs of Evaporators. As the result, some Hoshizaki Ice Maker products use the Stainless Steel Evaporator which produce the best quality ice that is already proven melt very slowly (up to 24 hours) compared to any other ice produced by different ice maker's brand.





MODEL	IM-30CA	IM-30CA-25	IM-45CA
Dimension WxDxH (+ Leg)	398 x 510 x 695 (+150) mm	398 x 510 x 695 (+150) mm	660 x 570 x 695 (+150) mm
Electrical Consumption	250 W	250 W	310 W
Ice Production Per 24h (approx.)	22 kg (5mm) / 25 kg (15mm)	24 kg (5mm) / 25 kg (15mm)	35 kg (5mm) / 38 kg (15mm)
Ice Production Per Cycle (approx.)	0.4 kg / 18 pcs	0.27 kg / 21 pcs	0.67 kg / 30 pcs
Storage Capacity (approx.)	12 kg	12 kg	15 kg
Container Type	Self-contained	Self-contained	Self-contained
Origin	China	China	China



MODEL	IM-45CNS	IM-45CA-25
Dimension WxDxH (+ Leg)	633 x 511 x 690 (+150) mm	660 x 570 x 695 (+150) mm
Electrical Consumption	320 W	310 W
Ice Production Per 24h (approx.)	29 kg (5mm) / 32 kg (15mm)	38 kg (5mm) / 41 kg (15mm)
Ice Production Per Cycle (approx.)	0.67 kg / 30 pcs	0.55 kg / 42 pcs
Storage Capacity (approx.)	15 kg	15 kg
Container Type	Self-contained	Self-contained
Origin	China	China



MODEL	IM-65A	IM-65A-25	IM-100A
Dimension WxDxH (+ Leg)	660 x 570 x 800 (+150) mm	660 x 570 x 800 (+150) mm	660 x 570 x 1200 (+150) mm
Electrical Consumption	390 W	390 W	680 W
Ice Production Per 24h (approx.)	45 kg (5mm) / 49 kg (15mm)	45 kg (5mm) / 46 kg (15mm)	81 kg (5mm) / 88 kg (15mm)
Ice Production Per Cycle (approx.)	0.94 kg / 42 pcs	0.72 kg / 56 pcs	1.8 kg / 80 pcs
Storage Capacity (approx.)	26 kg	26 kg	52 kg
Container Type	Self-contained	Self-contained	Self-contained
Origin	China	China	China



MODEL	IM-100CNS	IM-100A-23
Dimension WxDxH	1004 x 600 x 800 (+30) mm	660 x 570 x 1200 (+150) mm
Electrical Consumption	630 W	680 W
Ice Production Per 24h (approx.)	73 kg (5mm) / 84 kg (15mm)	73 kg (5mm) / 78 kg (15mm)
Ice Production Per Cycle (approx.)	1.8 kg / 80 pcs	1.3 kg / 80 pcs
Storage Capacity (approx.)	38 kg	52 kg
Container Type	Self-contained	Self-contained
Origin	China	China



MODEL	IM-130A	IM-130A-21	IM-130A-23
Dimension WxDxH	660 x 570 x 1200 (+150) mm	660 x 570 x 1200 (+150) mm	660 x 570 x 1200 (+150) mm
Electrical Consumption	660 W	660 W	660 W
Ice Production Per 24h (approx.)	90 kg (5mm) / 100 kg (15mm)	75 kg (3mm)	80 kg (5mm) / 88 kg (15mm)
Ice Production Per Cycle (approx.)	1.8 kg / 80 pcs	1.15 kg / 190 pcs	1.3 kg / 80 pcs
Storage Capacity (approx.)	52 kg	52 kg	52 kg
Container Type	Self-contained	Self-contained	Self-contained
Origin	China	China	China



MODEL	IM-220AA-B-301SA	IM-220AA-21-B-301SA	IM-220AA-23-B-301SA
Dimension WxDxH (+ Leg)	560 x 820 x 1796 (+90) mm	560 x 820 x 1796 (+90) mm	560 x 820 x 1796 (+90) mm
Electrical Consumption	950 W	950 W	950 W
Ice Production Per 24h (approx.)	160 kg (5mm) / 175 kg (15mm)	155 kg (3mm)	130 kg (5mm) / 155 kg (15mm)
Ice Production Per Cycle (approx.)	3.2 kg / 140 pcs	2.1 kg / 360 pcs	2.38 kg / 140 pcs
Storage Capacity (approx.)	144 kg	144 kg	144 kg
Container Type	Ice bin is not included	Ice bin is not included	Ice bin is not included
Origin	China	China	China



MODEL	IM-240DNS-B-801SA	IM-240DNS-STCR
Dimension WxDxH (+ Leg)	1219 x 820 x 1521 (+90) mm	1084 x 710 x 1657 (+150) mm
Electrical Consumption	1330 W	IM-240DNE: 1330 W P-200CR4: 258 W
Ice Production Per 24h (approx.)	160 kg (5mm) / 190 kg (15mm)	160 kg (5mm) / 190 kg (15mm)
Ice Production Per Cycle (approx.)	3.2 kg / 140 pcs	3.2 kg / 140 pcs
Storage Capacity (approx.)	348 kg	P-200CR4(Cube): Max 160 kg ST-200A(Crushed): Max 135kg
Container Type	Ice bin, Top kit is not included	Ice bin/crusher are not included
Origin	China	China



MODEL	IM-220AAx2-B-801SA	IM-220AA-21x2-B-801SA	IM-220AA-23x2-B-801SA
Dimension WxDxH (+ Leg)	1219 x 820 x 1796 (+90) mm	1219 x 820 x 1796 (+90) mm	1219 x 820 x 1796 (+90) mm
Electrical Consumption	1900 W	1900 W	1900 W
Ice Production Per 24h (approx.)	320 kg (5mm) / 350 kg (15mm)	310 kg (3mm)	260 kg (5mm) / 310 kg (15mm)
Ice Production Per Cycle (approx.)	6.4 kg / 280 pcs	4.2 kg / 720 pcs	4.76 kg / 280 pcs
Storage Capacity (approx.)	348 kg	348 kg	348 kg
Container Type	Ice bin, Top kit is not included	Ice bin, Top kit is not included	Ice bin, Top kit is not included
Origin	China	China	China



MODEL	IM-240DNS IM-240XNS-B-801SA	IM-240DNS IM-240XNS-STCR	IM-240DNS IM-240XNS-STCRN
Dimension WxDxH(+Leg)	1219 x 820 x 2006 (+90) mm	1084 x 710 x 2142 (+150) mm	1084 x 710 x 2527 (+150) mm
Electrical Consumption	2660 W	2660 W P-200CR4: 258 W	2660 W P-200CR4: 258 W
Ice Production Per 24h (approx.)	320 kg (5mm) / 380 kg (15mm)	320 kg (5mm) / 380 kg (15mm)	320 kg (5mm) / 380 kg (15mm)
Ice Production Per Cycle (approx.)	6.4 kg / 280 pcs	6.4 kg / 280 pcs	6.4kg / 280pcs
Storage Capacity (approx.)	348 kg	P-200CR4(Cube): Max 160 kg ST-200A(Crushed): Max 135 kg	P-200CR4(Cube): Max 255 kg ST-200A(Crushed): Max 135 kg
Container Type	Ice bin, Top kit is not included	Ice bin/crusher are not included	Ice bin/crusher are not included
Origin	China	China	China



MODEL	KM-40C	KM-60C	KM-80C
Dimension WxDxH(+Leg)	452 x 610 x 838 (+150) mm	605 x 610 x 838 (+150) mm	605 x 712 x 838 (+150) mm
Electrical Consumption	250 W	305 W	405 W
Ice Production Per 24h (approx.)	33 kg	45 kg	57 kg
Ice Production Per Cycle (approx.)	0.74kg / 80pcs	1.00kg / 110pcs	1.16kg / 130pcs
Storage Capacity (approx.)	16 kg	23 kg	34 kg
Container Type	Self-contained	Self-contained	Self-contained
Origin	China	China	China



MODEL	KM-130C	KMD-201AB-B-301SA	KMD-270AB-B-301SA
Dimension WxDxH(+Leg)	630 x 719 x 1194 (+150) mm	560 x 820 x 1631(+90) mm	560 x 820 x 1631(+90) mm
Electrical Consumption	593 W	663 W	984 W
Ice Production Per 24h (approx.)	90 kg	140 kg	221 kg
Ice Production Per Cycle (approx.)	1.86 kg / 208 pcs	3.7 kg / 416 pcs	5.3 kg / 572 pcs
Storage Capacity (approx.)	55 kg	144 kg	144 kg
Container Type	Self-contained	Ice bin is not included	Ice bin is not included
Origin	China	China	China



MODEL	KMD-201ABx2-B-801SA	KMD-270ABx2-B-801SA	KM-470AJ-B-501SA
Dimension WxDxH(+Leg)	1219 x 820 x 1631 (+90) mm	1219 x 820 x 1631 (+90) mm	762 x 820 x 1846 (+90) mm
Electrical Consumption	1326 W	1968 W	1850 W
Ice Production Per 24h (approx.)	280 kg	442 kg	380 kg
Ice Production Per Cycle (approx.)	7.4 kg / 832 pcs	10.6 kg / 1144 pcs	9.7 kg / 960 pcs
Storage Capacity (approx.)	348 kg	348 kg	217 kg
Container Type	Ice bin, Top kit is not included	Ice bin, Top kit is not included	Ice bin is not included
Origin	China	China	China



MODEL	KM-590DJ-B-801SA	KM-590DJx2-B-801SA
Dimension WxDxH (+Leg)	1219 x 820 x 1716 (+90) mm	1219 x 820 x 2411 (+90) mm
Electrical Consumption	2080 W	4160 W
Ice Production Per 24h (approx.)	500 kg	1000 kg
Ice Production Per Cycle (approx.)	12.9 kg / 1440 pcs	25.8 kg / 2880 pcs
Storage Capacity (approx.)	348 kg	348 kg
Container Type	Ice bin is not included	Ice bin is not included
Origin	China	China

Water Cooled




MODEL	KMD-201AWB-B-301SA	KMD-270AWB-B-301SA	KM-470AWJ-S-B-501SA
Dimension WxDxH (+Leg)	560 x 820 x 1631 (+90) mm	560 x 820 x 1631 (+90) mm	762 x 820 x 1846 (+90) mm
Electrical Consumption	604 / 760 W	925 W	1523 W
Ice Production Per 24h (approx.)	160 kg / 180 kg	245 kg	460 kg
Ice Production Per Cycle (approx.)	3.7 / 3.7 kg / 416pcs	5.0 kg / 572pcs	9.2 kg / 960 pcs
Storage Capacity (approx.)	144 kg	144 kg	217 kg
Container Type	Ice bin, Top kit is not included	Ice bin, Top kit is not included	Ice bin is not included
Origin	China	China	China



MODEL	SRM-45A	SRM-60A	SRM-80A
Dimension WxDxH (+ Leg)	500 x 580 x 750 mm	660 x 670 x 970 (+80) mm	660 x 670 x 970 (+80) mm
Electrical Consumption	287 W	370 W	450 W
Ice Production Per 24h (approx.)	35 kg	50 kg	57 kg
Ice Production Per Cycle (approx.)	0.5 kg / 55 pcs	0.81 kg / 80 pcs	0.81 kg / 80 pcs
Storage Capacity (approx.)	14 kg	31.4 kg	31.4 kg
Container Type	Self-contained	Self-contained	Self-contained
Origin	China	China	China



MODEL	SRM-105A	SRM-125A	SRM-125UB
Dimension WxDxH (+ Leg)	660 x 670 x 1120 (+80) mm	660 x 670 x 1120 (+80) mm	660 x 670 x 850 mm
Electrical Consumption	480 W	590 W	590 W
Ice Production Per 24h (approx.)	70 kg	81 kg	81 kg
Ice Production Per Cycle (approx.)	1.17 kg / 126 pcs	1.17 kg / 126 pcs	1.17 kg / 126 pcs
Storage Capacity (approx.)	43.6 kg	43.6 kg	24 kg
Container Type	Self-contained	Self-contained	Self-contained
Origin	China	China	China



MODEL	SRM-200AB-B-301SA	SRM-270AB-B-501SA
Dimension WxDxH (+ Leg)	560 x 820 x 1581 (+90) mm	762 x 820 x 1581 (+90) mm
Electrical Consumption	835 W	861 W
Ice Production Per 24h (approx.)	130 kg	180 kg
Ice Production Per Cycle (approx.)	1.72 kg / 182 pcs	2.41 kg / 260 pcs
Storage Capacity (approx.)	144 kg	217 kg
Container Type	Ice bin is not included	Ice bin is not included
Origin	China	China



MODEL	SRM-450AB-S-B-501SA	SRM-650AB-B-801SA
Dimension WxDxH (+ Leg)	762 x 820 x 1781 (+90) mm	1220 x 820 x 1781 (+90) mm
Electrical Consumption	2095 W	2296 W
Ice Production Per 24h (approx.)	283 kg	483 kg
Ice Production Per Cycle (approx.)	4.19 kg / 440 pcs	5.55 kg / 612 pcs
Storage Capacity (approx.)	217 kg	348 kg
Container Type	Ice bin is not included	Ice bin is not included
Origin	China	China

### Half Dice



MODEL	SRM-200AB-14-B-301SA	SRM-270AB-14-B-501SA
Dimension WxDxH (+ Leg)	560 x 820 x 1581 (+90) mm	762 x 820 x 1581 (+90) mm
Electrical Consumption	804 W	938 W
Ice Production Per 24h (approx.)	140 kg	183 kg
Ice Production Per Cycle (approx.)	1.8 kg / 220 pcs	2.57 kg / 320 pcs
Storage Capacity (approx.)	144 kg	217 kg
Container Type	Ice bin is not included	Ice bin is not included
Origin	China	China

### Half Dice



MODEL	SRM-450AB-S-14-B-501SA	SRM-650AB-14-B-801SA
Dimension WxDxH (+ Leg)	762 x 820 x 1781 (+90) mm	1220 x 820 x 1781 (+90) mm
Electrical Consumption	2064 W	2334 W
Ice Production Per 24h (approx.)	316 kg	492 kg
Ice Production Per Cycle (approx.)	4.43 kg / 544 pcs	6.14 kg / 754 pcs
Storage Capacity (approx.)	217 kg	348 kg
Container Type	Ice bin is not included	Ice bin is not included
Origin	China	China

### Water Cooled



MODEL	SRM-200WB-B-301SA	SRM-270WB-B-501SA
Dimension WxDxH (+ Leg)	560 x 820 x 1581 (+90) mm	762 x 820 x 1581 (+90) mm
Electrical Consumption	720 W	850 W
Ice Production Per 24h (approx.)	170 kg	225 kg
Ice Production Per Cycle (approx.)	1.81 kg / 182 pcs	2.35 kg / 260 pcs
Storage Capacity (approx.)	144 kg	217 kg
Container Type	Ice bin is not included	Ice bin is not included
Origin	China	China

### Water Cooled



MODEL	SRM-450WB-S-B-501SA	SRM-650WB-S-B-801SA
Dimension WxDxH (+ Leg)	762 x 820 x 1781 (+90) mm	1220 x 820 x 1781 (+90) mm
Electrical Consumption	1800 W	1950 W
Ice Production Per 24h (approx.)	430 kg	555 kg
Ice Production Per Cycle (approx.)	4.25 kg / 440 pcs	6.25 kg / 612 pcs
Storage Capacity (approx.)	217 kg	348 kg
Container Type	Ice bin is not included	Ice bin is not included
Origin	China	China

### Portable



MODEL	WOI-30H	WOI-45H
Dimension WxDxH (+ Leg)	415 x 467 x 768 (+25) mm	500 x 596 x 897 (+90)mm
Ice Production Per 24h (approx.)	19.6 kg	28.5 kg
Storage Capacity (approx.)	9.5 kg	15 kg
Container Type	Self-contained	Self-contained
Origin	India	India

## FLAKE ICE

Natural refrigerant



MODEL	FM-120KS-HC	FM-120KS-50-HC	FM-300AKS-HC-SB-B-301SA
Dimension WxDxH (+Leg)	640 x 600 x 711(+89) mm	940 x 600 x 711 (+89) mm	560 x 820 x 1801 (+90) mm
Electrical Consumption	353 W	353 W	810 W
Ice Production Per 24h (approx.)	88 kg	88 kg	224 kg
Refrigerant	R290	R290	R290
Storage Capacity (approx.)	26 kg	57 kg	144 kg
Container Type	Self-contained	Self-contained	Ice bin is not included
Origin	China	China	China



MODEL	FM-480AKS-HC-SB-B-301SA	FM-600AKE-SB-B-301SA	FM-1000AKE-SB-B-501SA
Dimension WxDxH (+Leg)	560 x 820 x 1801 (+90) mm	560 x 820 x 1801 (+90) mm	762 x 820 x 1801 (+90) mm
Electrical Consumption	1650 W	1900 W	2490 W
Ice Production Per 24h (approx.)	325 kg	445 kg	740 kg
Refrigerant	R290	R404A	R404A
Storage Capacity (approx.)	144 kg	144 kg	189 kg
Container Type	Ice bin is not included	Ice bin is not included	Ice bin is not included
Origin	China	UK	UK

## NUGGET ICE



MODEL	FM-120KS-HCN	FM-120KS-50-HCN	FM-300AKS-HCN-SB-B-301SA
Dimension WxDxH (+Leg)	640 x 600 x 711 (+89) mm	940 x 600 x 711 (+89) mm	560 x 820 x 1801 (+90) mm
Electrical Consumption	353 W	353 W	810 W
Ice Production Per 24h (approx.)	86 kg	86 kg	189 kg
Refrigerant	R290	R290	R290
Storage Capacity (approx.)	26 kg	57 kg	144 kg
Container Type	Self-contained	Self-contained	Ice bin is not included
Origin	China	China	China

## NUGGET ICE

Natural refrigerant



MODEL	FM-480AKS-HCN-SB-B-301SA	FM-600AKE-N-SB-B-301SA	FM-1000AKE-N-SB-B-501SA
Dimension WxDxH (+Leg)	560 x 820 x 1801 (+90) mm	560 x 820 x 1801 (+90) mm	762 x 820 x 1801 (+90) mm
Electrical Consumption	1650 W	1950 W	2550 W
Ice Production Per 24h (approx.)	290 kg	400 kg	590 kg
Refrigerant	R404A	R404A	R404A
Storage Capacity (approx.)	144 kg	144 kg	217 kg
Container Type	Ice bin is not included	Ice bin is not included	Ice bin is not included
Origin	UK	UK	UK

## SPECIAL ICE

### Ball Ice



MODEL	IM-65NS-Q
Dimension WxDxH (+ Leg)	633 x 506 x 860 (+90) mm
Electrical Consumption	390 W
Ice Production Per 24h (approx.)	20 kg
Ice Production Per Cycle (approx.)	0.67 kg / 15 pcs
Storage Capacity (approx.)	17 kg
Container Type	Self-contained
Origin	China

### Large Cube



MODEL	IM-65NS-LM
Dimension WxDxH	633 x 506 x 860 (+90) mm
Electrical Consumption	400 W
Ice Production Per 24h (approx.)	25 kg
Ice Production Per Cycle (approx.)	1.44 kg / 12 pcs
Storage Capacity (approx.)	26 kg
Container Type	Self-contained
Origin	China



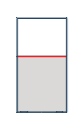
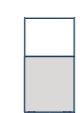
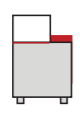









MODEL	IM-35M-2-LM	IM-55M-2-LM	LM-550M-1
Dimension WxDxH (+ Leg)	500 x 450 x 850 mm	630 x 525 x 850 mm	700 x 525 x 1200 mm
Electrical Consumption	185 W	265 W	435 W
Ice Production Per 24h (approx.)	18 kg	28 kg	52 kg
Ice Production Per Cycle (approx.)	1 kg / 9 pcs	1.48 kg / 12 pcs	2.2 kg / 20pcs
Storage Capacity (approx.)	10 kg	17 kg	41 kg
Container Type	Self-contained	Self-contained	Self-contained
Origin	Japan	Japan	Japan

 **ICE STORAGE BIN**



MODEL	B-301SA	B-501SA	B-801SA
Dimension WxDxH (+ Leg)	558.8 x 820 x 1016 (+90) mm	762 x 820 x 1016 (+90) mm	1219.2 x 820 x 1016 (+90) mm
Door Style	Upward Opening	Upward Opening	Upward Opening
Scoop	1	1	1
Effective Capacity (Max.)	144 kg	217 kg	348 kg
Weight (Gross)	49 kg	57 kg	86 kg
Origin	China	China	China

 **ICE STORAGE BIN COMPATIBILITY**



ICE MACHINE \ ICE BIN	IM-240A FM-300 FM-480 FM-600 KMD-201 KMD-270 SRM-200	IM-220 FM-750 FM-1000 KM-470 KMD-201 KMD-270 SRM-270 SRM-450	KM-470 FM-750 FM-1000 SRM-270 SRM-450	IM-240A x 2 FM-300 X 2 FM-480 x 2 FM-600 X 2 KMD-201x2 KMD-270x2 SRM-200 X 2	IM-220x 2 KMD-201 x 2 KMD-270 x 2	KM-590	IM-240D IM-240X
<b>B-301SA</b> Capacity approx. 144kg Top Kit	 22	 No Top Kit					
<b>B-501SA</b> Capacity approx. 217kg Top Kit	 22+ 8D	 8D	 30				
<b>B-801SA</b> Capacity approx. 348kg Top Kit	 22+ 8D + 18D	 8D + 18D	 30 + 18D	 22 + 22 + 4DM	 4DM + 4DR	 No Top Kit	 IMD2

Cold drinks are highly favoured especially in casual or self-service environments; operators can lessen the work or manpower with an ice dispersing machine. Hoshizaki's cubelet ice dispensers meet this need with their 2-in-1 function which both produces and dispenses ice to customers through its compact and space saving design.





**Push Lever**



MODEL	DCM-80LS-HC 	DCM-120LS-HC 
Dimension WxDxH (+ Leg)	350 x 525 x 645 (+50 ~ 65) mm	350 x 585 x 765 (+50~65) mm
Electrical Consumption	290 W	391 W
Ice Production Per 24h (approx.)	50 kg	90 kg
Ice Production 40gm Cup (approx.)	73 cups / 30 min	146 cups / 30 min
Storage Capacity (approx.)	1.9 kg	4.0 kg
Origin	China	China

**Press Button**



MODEL	DCM-80LS-P-HC 	DCM-120LS-P-HC 
Dimension WxDxH (+ Leg)	350 x 525 x 645 (+50~65) mm	350 x 585 x 765 (+50~65) mm
Electrical Consumption	290 W	391 W
Ice Production Per 24h (approx.)	50 kg	90 kg
Ice Production 40gm Cup (approx.)	73 cups / 30 min	146 cups / 30 min
Storage Capacity (approx.)	1.9 kg	4.0 kg
Origin	China	China

# FLAKE ICE

Natural refrigerant



MODEL	FM-120KS-HC	FM-120KS-50-HC	FM-300AKS-HC-SB-B-301SA
Dimension WxDxH (+Leg)	640 x 600 x 711 (+89) mm	940 x 600 x 711 (+89) mm	560 x 820 x 1801 (+90) mm
Electrical Consumption	353 W	353 W	810 W
Ice Production Per 24h (approx.)	88 kg	88 kg	224 kg
Refrigerant	R290	R290	R290
Storage Capacity (approx.)	26 kg	57 kg	144 kg
Container Type	Self-contained	Self-contained	Ice bin is not included
Origin	China	China	China



MODEL	FM-480AKS-HC-SB-B-301SA	FM-600AKE-SB-B-301SA	FM-1000AKE-SB-B-501SA
Dimension WxDxH (+Leg)	560 x 820 x 1801 (+90) mm	560 x 820 x 1801 (+90) mm	762 x 820 x 1801 (+90) mm
Electrical Consumption	1650 W	1900 W	2490 W
Ice Production Per 24h (approx.)	325 kg	445 kg	740 kg
Refrigerant	R290	R404A	R404A
Storage Capacity (approx.)	144 kg	144 kg	217 kg
Container Type	Ice bin is not included	Ice bin is not included	Ice bin is not included
Origin	China	UK	UK

# NUGGET ICE



MODEL	FM-120KS-HCN	FM-120KS-50-HCN	FM-300AKS-HCN-SB-B-301SA
Dimension WxDxH (+Leg)	640 x 600 x 711 (+89) mm	940 x 600 x 711 (+89) mm	560 x 820 x 1801 (+90) mm
Electrical Consumption	353 W	353 W	810 W
Ice Production Per 24h (approx.)	86 kg	86 kg	189 kg
Refrigerant	R290	R290	R290
Storage Capacity (approx.)	26 kg	57 kg	144 kg
Container Type	Self-contained	Self-contained	Ice bin is not included
Origin	China	China	China

# NUGGET ICE

Natural refrigerant



MODEL	FM-480AKS-HCN-SB-B-301SA	FM-600AKE-N-SB-B-301SA	FM-1000AKE-N-SB-B-501SA
Dimension WxDxH (+Leg)	560 x 820 x 1801 (+90) mm	560 x 820 x 1801 (+90) mm	762 x 820 x 1801 (+90) mm
Electrical Consumption	1650 W	1950 W	2550 W
Ice Production Per 24h (approx.)	290 kg	400 kg	590 kg
Refrigerant	R404A	R404A	R404A
Storage Capacity (approx.)	144 kg	144 kg	217 kg
Container Type	Ice bin is not included	Ice bin is not included	Ice bin is not included
Origin	UK	UK	UK

# SPECIAL ICE

## Ball Ice



MODEL	IM-65NS-Q
Dimension WxDxH (+ Leg)	633 x 506 x 860 (+90) mm
Electrical Consumption	390 W
Ice Production Per 24h (approx.)	20 kg
Ice Production Per Cycle (approx.)	0.67 kg / 15 pcs
Storage Capacity (approx.)	17 kg
Container Type	Self-contained
Origin	China

## Large Cube



MODEL	IM-65NS-LM
Dimension WxDxH	633 x 506 x 860 (+90) mm
Electrical Consumption	400 W
Ice Production Per 24h (approx.)	25 kg
Ice Production Per Cycle (approx.)	1.44 kg / 12 pcs
Storage Capacity (approx.)	26 kg
Container Type	Self-contained
Origin	China



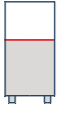











MODEL	IM-35M-2-LM	IM-55M-2-LM	LM-550M-1
Dimension WxDxH (+ Leg)	500 x 450 x 850 mm	630 x 525 x 850 mm	700 x 525 x 1200 mm
Electrical Consumption	185 W	265 W	435 W
Ice Production Per 24h (approx.)	18 kg	28 kg	52 kg
Ice Production Per Cycle (approx.)	1 kg / 9 pcs	1.48 kg / 12 pcs	2.2 kg / 20pcs
Storage Capacity (approx.)	10 kg	17 kg	41 kg
Container Type	Self-contained	Self-contained	Self-contained
Origin	Japan	Japan	Japan

 **ICE STORAGE BIN**



MODEL	B-301SA	B-501SA	B-801SA
Dimension WxDxH (+ Leg)	558.8 x 820 x 1016 (+90) mm	762 x 820 x 1016 (+90) mm	1219.2 x 820 x 1016 (+90) mm
Door Style	Upward Opening	Upward Opening	Upward Opening
Scoop	1	1	1
Effective Capacity (Max.)	144 kg	217 kg	348 kg
Weight (Gross)	49 kg	57 kg	86 kg
Origin	China	China	China

 **ICE STORAGE BIN COMPATIBILITY**



ICE MACHINE \ ICE BIN	IM-240A FM-300 FM-480 FM-600 KMD-201 KMD-270 SRM-200	IM-220 FM-750 FM-1000 KM-470 KMD-201 KMD-270 SRM-270 SRM-450	KM-470 FM-750 FM-1000 SRM-270 SRM-450	IM-240A x 2 FM-300 X 2 FM-480 X 2 FM-600 X 2 KMD-201x2 KMD-270x2 SRM-200 X 2	IM-220x 2 KMD-201 x 2 KMD-270 x 2	KM-590	IM-240D IM-240X
<b>B-301SA</b> Capacity approx. 144kg Top Kit	 22	 No Top Kit					
<b>B-501SA</b> Capacity approx. 217kg Top Kit	 22+ 8D	 8D	 30				
<b>B-801SA</b> Capacity approx. 348kg Top Kit	 22+ 8D + 18D	 8D + 18D	 30 + 18D	 22 + 22 + 4DM	 4DM + 4DR	 No Top Kit	 IMD2

Cold drinks are highly favoured especially in casual or self-service environments; operators can lessen the work or manpower with an ice dispersing machine. Hoshizaki's cubelet ice dispensers meet this need with their 2-in-1 function which both produces and dispenses ice to customers through its compact and space saving design.





**Push Lever**



































MODEL	DCM-80LS-HC 	DCM-120LS-HC 
Dimension WxDxH (+ Leg)	350 x 525 x 645 (+50 ~ 65) mm	350 x 585 x 765 (+50~65) mm
Electrical Consumption	290 W	391 W
Ice Production Per 24h (approx.)	50 kg	90 kg
Ice Production 40gm Cup (approx.)	73 cups / 30min	146 cups / 30min
Storage Capacity (approx.)	1.9 kg	4.0 kg
Origin	China	China

**Press Button**



MODEL	DCM-80LS-P-HC 	DCM-120LS-P-HC 
Dimension WxDxH (+ Leg)	350 x 525 x 645 (+50~65) mm	350 x 585 x 765 (+50~65) mm
Electrical Consumption	290 W	391 W
Ice Production Per 24h (approx.)	50 kg	90 kg
Ice Production 40gm Cup (approx.)	73 cups / 30min	146 cups / 30min
Storage Capacity (approx.)	1.9 kg	4.0 kg
Origin	China	China

Ice Shape	Model Name	Self-Contained / Modular - Type	Production Capacity (kg / day)	Bin Capacity	Compatible Bins	Product Dimension (mm)	Packing Dimension (mm)	Net / Gross Weight
			AT.32°C, WT.21°C	(Approx. kg)		W x D x H (- + Leg)	W x D x H	(kg)
Cube - Standard	IM-30CA	Self-Contained	22 kg (5mm) / 25 kg (15mm)	12	NA	398 x 510 x 695 (+150)	490 x 610 x 870	39 / 49
Cube - 25	IM-30CA-25	Self-Contained	24 kg (5mm) / 25 kg (15mm)	12	NA	398 x 510 x 695 (+150)	490 x 610 x 870	39 / 49
Cube - Standard	IM-45CA	Self-Contained	35 kg (5mm) / 38 kg (15mm)	15	NA	660 x 570 x 695 (+150)	760 x 680 x 870	52 / 65
Cube - Standard	IM-45CNS	Self-Contained	29 kg (5mm) / 32 kg (15mm)	15	NA	633 x 511 x 690 (+150)	735 x 570 x 864	48 / 56
Cube - 25	IM-45CA-25	Self-Contained	38 kg (5mm) / 41 kg (15mm)	15	NA	660 x 570 x 695 (+150)	735 x 570 x 864	48 / 56
Cube - Standard	IM-65A	Self-Contained	45 kg (5mm) / 49 kg (15mm)	26	NA	660 x 570 x 800 (+150)	760 x 680 x 970	60 / 74
Cube - 25	IM-65A-25	Self-Contained	45 kg (5mm) / 46 kg (15mm)	26	NA	660 x 570 x 800 (+150)	760 x 680 x 970	60 / 74
Cube - Standard	IM-100A	Self-Contained	81 kg (5mm) / 88 kg (15mm)	52	NA	660 x 570 x 1200 (+150)	760 x 680 x 1379	76 / 95
Cube - Standard	IM-100CNS	Self-Contained	73 kg (5mm) / 84 kg (15mm)	38	NA	1004 x 600 x 800 (+30)	1110 x 700 x 875	77 / 88
Cube - 23	IM-100A-23	Self-Contained	73 kg (5mm) / 78 kg (15mm)	52	NA	660 x 570 x 1200 (+150)	760 x 680 x 1379	76 / 95
Cube - Standard	IM-130A	Self-Contained	90 kg (5mm) / 100 kg (15mm)	52	NA	660 x 570 x 1200 (+150)	760 x 680 x 1379	79 / 98
Cube - 21	IM-130A-21	Self-Contained	75 kg (3mm)	52	NA	660 x 570 x 1200 (+150)	760 x 680 x 1379	69 / 76
Cube - 23	IM-130A-23	Modular	80 kg (5mm) / 88 kg (15mm)	52	NA	660 x 570 x 1200 (+150)	760 x 680 x 1379	79 / 98
Cube - Standard	IM-220AA	Modular	160 kg (5mm) / 175 kg (15mm)	Various		560 x 639 x 775	644 x 728 x 883	69 / 76
Cube - 21	IM-220AA-21	Modular	155 kg (3mm)	Various		560 x 639 x 775	644 x 728 x 883	69 / 76
Cube - 23	IM-220AA-23	Modular	130 kg (5mm) / 155 kg (15mm)	Various		560 x 639 x 775	644 x 728 x 878	69 / 76
Cube - Standard	IM-240DNS	Modular	160 kg (5mm) / 190kg (15mm)	Various		1084 x 700 x 500	1196 x 825 x 640	88 / 101
Cube - Standard	IM-240XNS	Modular	190 kg (5mm) / 200 kg (15mm)	Various		1082 x 697 x 485	1196 x 825 x 640	84 / 98
Crescent	KM-40C	Self-Contained	33 kg	16	NA	452 x 610 x 838 (+150)	555 x 715 x 953	40 / 50
Crescent	KM-60C	Self-Contained	45 kg	23	NA	605 x 610 x 838 (+150)	710 x 715 x 953	46 / 58
Crescent	KM-80C	Self-Contained	57 kg	34	NA	605 x 712 x 838 (+150)	700 x 805 x 953	51 / 64
Crescent	KM-130C	Self-Contained	90 kg	55	NA	630 x 719 x 1194 (+150)	725 x 825 x 1351	69 / 81
Crescent	KMD-201AB	Modular	140 kg	Various		560 x 625 x 610	668 x 727 x 783	57 / 73
Crescent	KMD-201AWB	Modular	160 / 180 kg	Various		560 x 625 x 610	668 x 727 x 783	57 / 73
Crescent	KMD-270AB	Modular	221 kg	Various		560 x 625 x 610	668 x 727 x 783	57 / 73
Crescent	KMD-270AWB	Modular	245 kg	Various		560 x 625 x 610	668 x 727 x 783	57 / 73
Crescent	KM-470AJ	Modular	380 kg	Various		762 x 695 x 825	855 x 843 x 983	122 / 136
Crescent	KM-470AWJ-S	Modular	460 kg	Various		762 x 695 x 825	855 x 843 x 983	122 / 136
Crescent	KM-590DJ	Modular	500 kg	Various		1219 x 695 x 695	1312 x 843 x 855	136 / 154
Dice	SRM-45A	Self-Contained	35 kg	14	NA	500 x 580 x 750	625 x 716 x 875	36 / 40
Dice	SRM-60A	Self-Contained	50 kg	31.4	NA	660 x 670 x 970 (+80)	785 x 860 x 1100	58 / 65
Dice	SRM-80A	Self-Contained	57 kg	31.4	NA	660 x 670 x 970 (+80)	785 x 860 x 1100	56.5 / 63
Dice	SRM-105A	Self-Contained	70 kg	43.6	NA	660 x 670 x 1120 (+80)	785 x 860 x 1250	61 / 69
Dice	SRM-125A	Self-Contained	81 kg	43.6	NA	660 x 670 x 1120 (+80)	785 x 860 x 1250	64.5 / 72
Dice	SRM-125UB	Self-Contained	81 kg	24	NA	660 x 670 x 850	780 x 850 x 1050	58 / 75
Dice	SRM-200AB	Modular	130 kg	Various		560 x 620 x 560	650 x 710 x 750	50 / 66.5
Half Dice	SRM-200AB-14	Modular	140 kg	Various		560 x 620 x 560	650 x 710 x 750	50 / 66.5
Dice	SRM-270AB	Modular	180 kg	Various		760 x 620 x 560	850 x 710 x 750	59 / 78
Half Dice	SRM-270AB-14	Modular	183 kg	Various		760 x 620 x 560	850 x 710 x 750	59 / 78
Dice	SRM-450AB-S	Modular	283 kg	Various		760 x 620 x 760	865 x 720 x 945	84 / 101
Half Dice	SRM-450AB-S-14	Modular	316 kg	Various		760 x 620 x 760	865 x 720 x 945	84 / 101
Dice	SRM-200WB	Modular	170 kg	Various		560 x 620 x 560	650 x 710 x 750	48 / 64.5

Ice Shape	Model Name	Self-Contained / Modular - Type	Production Capacity (kg / day)	Bin Capacity	Compatible Bins	Product Dimension (mm)	Packing Dimension (mm)	Net / Gross Weight
			AT.32°C, WT.21°C	(Approx. kg)		W x D x H (- + Leg)	W x D x H	(kg)
Dice	SRM-270WB	Modular	225 kg	Various		760 x 620 x 560	850 x 710 x 750	56 / 75
Dice	SRM-450WB-S	Modular	430 kg	Various		760 x 620 x 760	865 x 720 x 945	95 / 105
Dice	SRM-650AB	Modular	483 kg	Various		1220 x 620 x 760	1325 x 720 x 945	115 / 130
Half Dice	SRM-650AB-14	Modular	492 kg	Various		1220 x 620 x 760	1325 x 720 x 945	115 / 130
Dice	SRM-650WB-S	Modular	555 kg	Various		1220 x 620 x 760	1325 x 720 x 945	115 / 130
Dice	WOI-30H	Self-Contained	19.6 kg	9.5	NA	415 x 467 x 768	504 x 547 x 798	38 / 40
Dice	WOI-45H	Self-Contained	28.5 kg	15	NA	500 x 596 x 897 (+90)	572 x 652 x 852	42 / 48
Flake	FM-120KS-HC	Self-Contained	88 kg	26	NA	640 x 600 x 711 (+89)	746 x 706 x 887	66 / 76
Nugget	FM-120KS-HCN	Self-Contained	86 kg	26	NA	640 x 600 x 711 (+89)	746 x 706 x 887	66 / 76
Flake	FM-120KS-50-HC	Self-Contained	88 kg	57	NA	940 x 600 x 711 (+89)	1046 x 706 x 887	76 / 88
Nugget	FM-120KS-50-HCN	Self-Contained	86 kg	57	NA	940 x 600 x 711 (+89)	1046 x 706 x 887	76 / 88
Flake	FM-300AKS-HC-SB	Modular	224 kg	Various		560 x 700 x 780	665 x 820 x 950	80 / 87
Nugget	FM-300AKS-HCN-SB	Modular	189 kg	Various		560 x 700 x 780	665 x 820 x 950	80 / 87
Flake	FM-480AKS-HC-SB	Modular	325 kg	Various		560 x 700 x 780	560 x 700 x 780	95 / 102
Nugget	FM-480AKS-HCN-SB	Modular	290 kg	Various		560 x 700 x 780	560 x 700 x 780	95 / 102
Flake	FM-600AKE-SB	Modular	445 kg	Various		560 x 700 x 780	560 x 700 x 780	107 / 114
Nugget	FM-600AKE-N-SB	Modular	400 kg	Various		560 x 700 x 780	560 x 700 x 780	107 / 114
Flake	FM-1000AKE-SB	Modular	740 kg	Various		762 x 700 x 780	762 x 700 x 780	146/156
Nugget	FM-1000AKE-N-SB	Modular	590 kg	Various		762 x 700 x 780	762 x 700 x 780	146/156
Sphere	IM-65NS-Q	Self-Contained	20 kg	17	NA	633 x 506 x 860 (+90)	735 x 570 x 1012	53 / 66
Large Cube	IM-65NS-LM	Self-Contained	25 kg	26	NA	633 x 506 x 860 (+90)	735 x 570 x 1012	53 / 61
Large Cube	IM-35M-2-LM	Self-Contained	18 kg	10	NA	500 x 450 x 850	609 x 547 x 891	42 / 46
Large Cube	IM-55M-2-LM	Self-Contained	28 kg	17	NA	630 x 525 x 850	748 x 629 x 915	48 / 52
Large Cube	LM-550M-1	Self-Contained	52 kg	41	NA	700 x 525 x 1200	795 x 625 x 1310	73 / 79
Dispenser	DCM-80LS-HC	Self-Contained	50 kg	1.9	NA	350 x 525 x 645 (+50-65)	400 x 581 x 749	41 / 44
Dispenser	DCM-120LS-HC	Self-Contained	90 kg	4	NA	350 x 585 x 765 (+50-65)	400 x 641 x 872	44 / 48
Dispenser	DCM-80LS-P-HC	Self-Contained	50 kg	1.9	NA	350 x 525 x 645 (+50-65)	400 x 581 x 749	41 / 44
Dispenser	DCM-120LS-P-HC	Self-Contained	90 kg	4	NA	350 x 585 x 765 (+50-65)	400 x 641 x 872	44 / 48



Model Name	Storage Capacity (kg)	Product Dimension (mm)	Packing Dimension (mm)	Net / Gross Weight
	Approx. / Max	W x D x H	W x D x H	(kg)
B-301SA	188 / 144	558.8 x 820 x 1016 ~ 1106	670 x 920 x 1190	37 / 49
B-501SA	173 / 217	762 x 820 x 1016 ~ 1106	900 x 940 x 1190	47 / 57
B-801SA	286 / 348	1219.2 x 820 x 1106 ~ 1136	1360 x 940 x 1190	64 / 86



As a part of our mission and plan to achieve and maintain your optimum satisfaction, we proudly introduce our technology based on years of research and innovating for better quality of Chillers and Freezers.

Upright Dual Temp.  
Depth 800 mm



**MODEL** HRF-78MC-S

**MODEL** HRF-128MC-S

Dimension WxDxH 700 x 800 x 2050 mm  
Refrigerator Temperature Control -2°C ~ 12°C  
Freezer Temperature Control -25°C ~ -11°C  
Number of Shelves 4  
Storage Capacity 518 L (Refrigerator: 277 L, Freezer: 241 L)  
Origin China

1200 x 800 x 2050 mm  
-6°C ~ 12°C  
-25°C ~ -7°C  
8  
976 L (Refrigerator: 488 L, Freezer: 488 L)  
China

Upright Dual Temp.  
Depth 800 mm



**MODEL** HRF-148MC-S

**MODEL** HRF-188MC-S

Dimension WxDxH 1400 x 800 x 2050 mm  
Refrigerator Temperature Control -6°C ~ 12°C  
Freezer Temperature Control -25°C ~ -7°C  
Number of Shelves 8  
Storage Capacity 1183 L (Refrigerator: 591 L, Freezer: 591 L)  
Origin China

1800 x 800 x 2050 mm  
-6°C ~ 12°C  
-25°C ~ -7°C  
12  
1555 L (Refrigerator: 1043 L, Freezer: 512 L)  
China



## PREMIER UPRIGHT SPECIFICATIONS

Product Group	Model Name	Storage Capacity		No. of Shelves	Temperature Control		Product Dimension (mm) W x D x H
		Refrigerator	Freezer		Refrigerator	Freezer	
Upright	HR-76MC-S	440 L	-	4	-6°C to 12°C	-	700 x 650 x 2050
Upright	HR-126MC-S	812 L	-	8	-6°C to 12°C	-	1200 x 650 x 2050
Upright	HR-146MC-S	974 L	-	8	-6°C to 12°C	-	1400 x 650 x 2050
Upright	HR-78MC-S	567 L	-	4	-6°C to 12°C	-	700 x 800 x 2050
Upright	HR-128MC-S	1043 L	-	8	-6°C to 12°C	-	1200 x 800 x 2050
Upright	HR-148MC-S	1250 L	-	8	-6°C to 12°C	-	1400 x 800 x 2050
Upright	HR-188MC-S	1656 L	-	12	-6°C to 12°C	-	1800 x 800 x 2050
Upright	HF-76MC-S	-	440 L	4	-	-25°C to -7°C	700 x 650 x 2050
Upright	HF-126MC-S	-	812 L	8	-	-25°C to -7°C	1200 x 650 x 2050
Upright	HF-146MC-S	-	974 L	8	-	-25°C to -7°C	1400 x 650 x 2050
Upright	HF-78MC-S	-	567 L	4	-	-25°C to -7°C	700 x 800 x 2050
Upright	HF-128MC-S	-	1043 L	8	-	-25°C to -7°C	1200 x 800 x 2050
Upright	HF-148MC-S	-	1250 L	8	-	-25°C to -7°C	1400 x 800 x 2050
Upright	HF-188MC-S	-	1656 L	12	-	-25°C to -7°C	1800 x 800 x 2050
Upright	HF-78MC-S-X	-	567 L	4	-	-25°C to -7°C	700 x 800 x 2050
Upright	HF-128MC-S-X	-	1043 L	8	-	-25°C to -7°C	1200 x 800 x 2050
Upright	HF-148MC-S-X	-	1250 L	8	-	-25°C to -7°C	1400 x 800 x 2050
Upright	HF-188MC-S-X	-	1656 L	12	-	-25°C to -7°C	1800 x 800 x 2050






## PREMIER UPRIGHT DUAL TEMP. SPECIFICATIONS

Product Group	Model Name	Storage Capacity		No. of Shelves	Temperature Control		Product Dimension (mm) W x D x H
		Refrigerator	Freezer		Refrigerator	Freezer	
Dual Temp.	HRF-78MC-S	277L	241 L	4	-2°C to 12°C	-25°C to -11°C	700 x 800 x 2050
Dual Temp.	HRF-128MC-S	488 L	488 L	8	-6°C to 12°C	-25°C to -7°C	1200 x 800 x 2050
Dual Temp.	HRF-148MC-S	591 L	591 L	8	-6°C to 12°C	-25°C to -7°C	1400 x 800 x 2050
Dual Temp.	HRF-188MC-S	1043 L	512 L	12	-6°C to 12°C	-25°C to -7°C	1800 x 800 x 2050


Upright Refrigerator  
Depth 650 mm



MODEL	HR-76MC-S 	HR-126MC-S 	HR-146MC-S 
Dimension WxDxH	700 x 650 x 2050 mm	1200 x 650 x 2050 mm	1400 x 650 x 2050 mm
Temperature Control	-6°C ~ 12°C	-6°C ~ 12°C	-6°C ~ 12°C
Number of Shelves	4	8	8
Storage Capacity	440 L	812 L	974 L
Origin	China	China	China



Upright Refrigerator  
Depth 800 mm



MODEL	HR-78MC-S 	HR-128MC-S 
Dimension WxDxH	700 x 800 x 2050 mm	1200 x 800 x 2050 mm
Temperature Control	-6°C ~ 12°C	-6°C ~ 12°C
Number of Shelves	4	8
Storage Capacity	567 L	1043 L
Origin	China	China




Upright Refrigerator  
Depth 800 mm



MODEL	HR-148MC-S 	HR-188MC-S 
Dimension WxDxH	1400 x 800 x 2050 mm	1800 x 800 x 2050 mm
Temperature Control	-6°C ~ 12°C	-6°C ~ 12°C
Number of Shelves	8	12
Storage Capacity	1250 L	1656 L
Origin	China	China



Upright Freezer  
Depth 650 mm



MODEL	HF-76MC-S 	HF-126MC-S 	HF-146MC-S 
Dimension WxDxH	700 x 650 x 2050 mm	1200 x 650 x 2050 mm	1400 x 650 x 2050 mm
Temperature Control	-25°C ~ -7°C	-25°C ~ -7°C	-25°C ~ -7°C
Number of Shelves	4	8	8
Storage Capacity	440 L	812 L	974 L
Origin	China	China	China



Upright Freezer  
Depth 800 mm



MODEL	HF-78MC-S 	HF-128MC-S 
Dimension WxDxH	700 x 800 x 2050 mm	1200 x 800 x 2050 mm
Temperature Control	-25°C ~ -7°C	-25°C ~ -7°C
Number of Shelves	4	8
Storage Capacity	567 L	1043 L
Origin	China	China

Upright Freezer  
Depth 800 mm



MODEL	HF-148MC-S 	HF-188MC-S 
Dimension WxDxH	1400 x 800 x 2050 mm	1800 x 800 x 2050 mm
Temperature Control	-25°C ~ -7°C	-25°C ~ -7°C
Number of Shelves	8	12
Storage Capacity	1250 L	1656 L
Origin	China	China

Powerful Cooling  
Upright Freezer  
Depth 800 mm



**MODEL** HF-78MC-S-X 


Dimension WxDxH 700 x 800 x 2050 mm  
Temperature Control -25°C ~ -7°C  
Number of Shelves 4  
Storage Capacity 567 L  
Origin China

**MODEL** HF-128MC-S-X 

Dimension WxDxH 1200 x 800 x 2050 mm  
Temperature Control -25°C ~ -7°C  
Number of Shelves 8  
Storage Capacity 1043 L  
Origin China

Powerful Cooling  
Upright Freezer  
Depth 800 mm



**MODEL** HF-148MC-S-X 

Dimension WxDxH 1400 x 800 x 2050 mm  
Temperature Control -25°C ~ -7°C  
Number of Shelves 8  
Storage Capacity 1250 L  
Origin China

**MODEL** HF-188MC-S-X 

Dimension WxDxH 1800 x 800 x 2050 mm  
Temperature Control -25°C ~ -7°C  
Number of Shelves 12  
Storage Capacity 1656 L  
Origin China

Undercounter  
Dual Temp.  
Depth 600 mm



**MODEL** RFT-126MC-S 

Dimension WxDxH 1200 x 600 x 850 mm  
Refrigerator Temperature Control -6°C ~ 12°C  
Freezer Temperature Control -25°C ~ -7°C  
Number of Shelves 4  
Storage Capacity 211 L (Refrigerator: 104 L, Freezer: 107 L)  
Origin China

**MODEL** RFT-156MC-S 

Dimension WxDxH 1500 x 600 x 850 mm  
Refrigerator Temperature Control -6°C ~ 12°C  
Freezer Temperature Control -25°C ~ -7°C  
Number of Shelves 4  
Storage Capacity 287 L (Refrigerator: 136 L, Freezer: 151 L)  
Origin China

Undercounter  
Dual Temp.  
Depth 600 mm



**MODEL** RFT-186MC-S 

Dimension WxDxH 1800 x 600 x 850 mm  
Refrigerator Temperature Control -6°C ~ 12°C  
Freezer Temperature Control -25°C ~ -7°C  
Number of Shelves 6  
Storage Capacity 384 L (Refrigerator: 258 L, Freezer: 126 L)  
Origin China

Undercounter  
Dual Temp.  
Depth 750 mm



**MODEL** RFT-128MC-S 

Dimension WxDxH 1200 x 750 x 850 mm  
Refrigerator Temperature Control -6°C ~ 12°C  
Freezer Temperature Control -25°C ~ -7°C  
Number of Shelves 4  
Storage Capacity 280 L (Refrigerator: 137 L, Freezer: 143 L)  
Origin China

**MODEL** RFT-158MC-S

Dimension WxDxH 1500 x 750 x 850 mm  
Refrigerator Temperature Control -6°C ~ 12°C  
Freezer Temperature Control -25°C ~ -7°C  
Number of Shelves 4  
Storage Capacity 384 L (Refrigerator: 184 L, Freezer: 200 L)  
Origin China

Undercounter  
Dual Temp.  
Depth 600 mm





**MODEL** RFT-188MC-S 

Dimension WxDxH 1800 x 750 x 850 mm  
Refrigerator Temperature Control -6°C ~ 12°C  
Freezer Temperature Control -25°C ~ -7°C  
Number of Shelves 6  
Storage Capacity 507 L (Refrigerator: 339 L, Freezer: 168 L)  
Origin China



Undercounter Refrigerator  
Depth 600 mm



MODEL	RT-96MC-S 	RT-126MC-S 
Dimension WxDxH	900 x 600 x 850 mm	1200 x 600 x 850 mm
Temperature Control	-6°C ~ 12°C	-6°C ~ 12°C
Number of Shelves	2	4
Storage Capacity	149 L	234 L
Origin	China	China



Undercounter Refrigerator  
Depth 600 mm



MODEL	RT-156MC-S 	RT-186MC-S 	RT-216MA-S
Dimension WxDxH	1500 x 600 x 850 mm	1800 x 600 x 850 mm	2110 x 600 x 850 mm
Temperature Control	-6°C ~ 12°C	-6°C ~ 12°C	-2°C ~ 12°C
Number of Shelves	4	6	12
Storage Capacity	322 L	407 L	490 L
Origin	China	China	China



Undercounter Refrigerator  
Depth 750 mm



MODEL	RT-98MC-S 	RT-128MC-S 
Dimension WxDxH	900 x 750 x 850 mm	1200 x 750 x 850 mm
Temperature Control	-6°C ~ 12°C	-6°C ~ 12°C
Number of Shelves	2	4
Storage Capacity	197 L	310 L
Origin	China	China

Undercounter Refrigerator  
Depth 750 mm



MODEL	RT-158MC-S 	RT-188MC-S 	RT-218MA-S
Dimension WxDxH	1500 x 750 x 850 mm	1800 x 750 x 850 mm	2110 x 750 x 850 mm
Chiller Temperature Control	-6°C ~ 12°C	-6°C ~ 12°C	-6°C to 12°C
Number of Shelves	4	6	6
Storage Capacity	424 L	536 L	647 L
Origin	China	China	China

Undercounter Refrigerator  
Depth 770 mm



MODEL	RT-178MA-S	RT-248MA-S
Dimension WxDxH	1700 x 770 x 850 mm	2400 x 770 x 850 mm
Chiller Temperature Control	-6°C to 12°C	-2°C to 12°C
Usage	Accommodate to 2/1 GN Pan	Accommodate to 2/1 GN Pan
Storage Capacity	513L	787L
Origin	China	China

Undercounter Low Drawer Refrigerator  
Depth 600 mm



MODEL	RTL-106MA-SD	RTL-146MA-SD	RTL-186MA-SD
Dimension WxDxH	980 x 600 x 570 mm	1400 x 600 x 570 mm	1820 x 600 x 570 mm
Chiller Temperature Control	-6°C ~ 12°C	-6°C ~ 12°C	-6°C ~ 12°C
Number of Drawers	2	4	6
Storage Capacity	60 L	129 L	198 L
Origin	China	China	China

Undercounter Low  
Drawer Refrigerator  
Depth 750 mm



MODEL	RTL-108MA-SD	RTL-148MA-SD	RTL-188MA-SD
Dimension WxDxH	980 x 750 x 570 mm	1400 x 750 x 570 mm	1820 x 750 x 570 mm
Chiller Temperature Control	-6°C ~ 12°C	-6°C ~ 12°C	-6°C ~ 12°C
Number of Drawers	2	4	6
Storage Capacity	85 L	176 L	267 L
Origin	China	China	China

Undercounter  
Door + Drawer  
Refrigerator  
Depth 600 mm



MODEL	RT-126MC-S-3D	RT-156MC-S-3D	RT-186MC-S-3D
Dimension WxDxH	1200 x 600 x 850 mm	1500 x 600 x 850 mm	1800 x 600 x 850 mm
Chiller Temperature Control	-6°C ~ 12°C	-6°C ~ 12°C	-6°C ~ 12°C
Number of Shelves	2	2	4
Number of Drawers	3	3	3
Storage Capacity	234 L	322 L	407 L
Origin	China	China	China

Undercounter  
Door + Drawer  
Refrigerator  
Depth 750 mm



MODEL	RT-128MC-S-3D	RT-158MC-S-3D	RT-188MC-S-3D
Dimension WxDxH	1200 x 750 x 850 mm	1500 x 750 x 1076 mm	1800 x 750 x 850 mm
Chiller Temperature Control	-6°C ~ 12	-6°C ~ 12°C	-6°C ~ 12°C
Number of Shelves	2	2	4
Number of Drawers	3	3	3
Storage Capacity	310 L	424 L	536 L
Origin	China	China	China

Undercounter  
Freezer  
Depth 600 mm



MODEL	FT-96MC-S	FT-126MC-S
Dimension WxDxH	900 x 600 x 850 mm	1200 x 600 x 850 mm
Freezer Temperature Control	-25°C ~ -7°C	-25°C ~ -7°C
Number of Shelves	2	4
Storage Capacity	149 L	234 L
Origin	China	China

Undercounter  
Freezer  
Depth 600 mm



MODEL	FT-156MC-S	FT-186MC-S
Dimension WxDxH	1500 x 600 x 850 mm	1800 x 600 x 850 mm
Freezer Temperature Control	-25°C ~ -7°C	-25°C ~ -7°C
Number of Shelves	4	6
Storage Capacity	322 L	407 L
Origin	China	China



Undercounter  
Freezer  
Depth 750 mm



MODEL	FT-98MC-S	FT-128MC-S
Dimension WxDxH	900 x 750 x 850 mm	1200 x 750 x 850 mm
Freezer Temperature Control	-25°C ~ -7°C	-25°C ~ -7°C
Number of Shelves	2	4
Storage Capacity	197 L	310 L
Origin	China	China

Undercounter  
Freezer  
Depth 750 mm



MODEL	FT-158MC-S 	FT-188MC-S 
Dimension WxDxH	1500 x 750 x 850 mm	1800 x 750 x 850 mm
Freezer Temperature Control	-25°C ~ -7°C	-25°C ~ -7°C
Number of Shelves	4	6
Storage Capacity	424 L	536 L
Origin	China	China

Undercounter Low  
Drawer Freezer  
Depth 750 mm



MODEL	FTL-108MA-SD	FTL-148MA-SD	FTL-188MA-SD
Dimension WxDxH	980 x 750 x 570 mm	1400 x 750 x 570 mm	1820 x 750 x 570 mm
Freezer Temperature Control	-23°C ~ -7°C	-23°C ~ -7°C	-23°C ~ -7°C
Number of Drawers	2	4	6
Storage Capacity	85 L	176 L	267 L
Origin	China	China	China




Undercounter Low  
Drawer Freezer  
Depth 600 mm



MODEL	FTL-106MA-SD	FTL-146MA-SD	FTL-186MA-SD
Dimension WxDxH	980 x 600 x 570 mm	1400 x 600 x 570 mm	1820 x 600 x 570 mm
Freezer Temperature Control	-23°C ~ -7°C	-23°C ~ -7°C	-23°C ~ -7°C
Number of Drawers	2	4	6
Storage Capacity	60 L	129 L	198 L
Origin	China	China	China




Undercounter  
Door + Drawer  
Refrigerator  
Depth 600 mm



MODEL	FT-126MC-S-3D 	FT-156MC-S-3D 	FT-186MC-S-3D 
Dimension WxDxH	1200 x 600 x 850 mm	1500 x 600 x 850 mm	1800 x 600 x 850 mm
Freezer Temperature Control	-25°C ~ -7°C	-25°C ~ -7°C	-25°C ~ -7°C
Number of Shelves	2	2	4
Number of Drawers	3	3	3
Storage Capacity	234 L	322 L	407 L
Origin	China	China	China

Undercounter  
Door + Drawer  
Refrigerator  
Depth 750 mm



MODEL	FT-128MA-S-3D 	FT-158MA-S-3D 	FT-188MA-S-3D 
Dimension WxDxH	1200 x 750 x 850 mm	1500 x 750 x 850 mm	1800 x 750 x 850 mm
Freezer Temperature Control	-25°C ~ -7°C	-25°C ~ -7°C	-25°C ~ -7°C
Number of Shelves	2	2	4
Number of Drawers	3	3	3
Storage Capacity	310 L	424 L	536 L
Origin	China	China	China

 **PREMIER UNDERCOUNTER DUAL TEMP. SPECIFICATIONS**

Product Group	Model Name	Effective Capacity		No. of Shelves	Temperature Control		Product Dimension (mm) W x D x H
		Refrigerator	Freezer		Refrigerator	Freezer	
Dual Temp.	RTF-126MC-S	104 L	107 L	4	-6°C to 12°C	-25°C to -7°C	1200 x 600 x 850
Dual Temp.	RTF-156MC-S	136 L	152 L	4	-6°C to 12°C	-25°C to -7°C	1500 x 600 x 850
Dual Temp.	RTF-186MC-S	258 L	126 L	6	-6°C to 12°C	-25°C to -7°C	1800 x 600 x 850
Dual Temp.	RTF-128MC-S	137 L	143 L	4	-6°C to 12°C	-25°C to -7°C	1200 x 750 x 850
Dual Temp.	RTF-158MC-S	184 L	200 L	4	-6°C to 12°C	-25°C to -7°C	1500 x 750 x 850
Dual Temp.	RTF-188MC-S	339 L	168 L	6	-6°C to 12°C	-25°C to -7°C	1800 x 750 x 850



## PREMIER UNDERCOUNTER REFRIGERATOR SPECIFICATIONS

Product Group	Model Name	Effective Capacity	No. of Compartments		Temperature Control	Product Dimension (mm) W x D x H
			Shelves	Drawers		
Undercounter	RT-96MC-S	149 L	2	-	-6°C to 12°C	900 x 600 x 850
Undercounter	RT-126MC-S	234 L	4	-	-6°C to 12°C	1200 x 600 x 850
Undercounter	RT-156MC-S	322 L	4	-	-6°C to 12°C	1500 x 600 x 850
Undercounter	RT-186MC-S	407 L	6	-	-6°C to 12°C	1800 x 600 x 850
Undercounter	RT-216MA-S	490 L	12	-	-2°C to 12°C	2110 x 600 x 850
Undercounter	RT-98MC-S	197 L	4	-	-6°C to 12°C	900 x 750 x 850
Undercounter	RT-128MC-S	310 L	4	-	-6°C to 12°C	1200 x 750 x 850
Undercounter	RT-158MC-S	424 L	6	-	-6°C to 12°C	1500 x 750 x 850
Undercounter	RT-188MC-S	536 L	6	-	-6°C to 12°C	1800 x 750 x 850
Undercounter	RT-218MA-S	647 L	6	-	-6°C to 12°C	2110 x 750 x 850
Undercounter	RT-178MA-S	513 L	2/1 GN Pan	-	-6°C to 12°C	1700 x 770 x 850
Undercounter	RT-248MA-S	787 L	2/1 GN Pan	-	-2°C to 12°C	2400 x 770 x 850
U/C Low Drawer	RTL-106MA-SD	60 L	-	2	-6°C to 12°C	980 x 600 x 570
U/C Low Drawer	RTL-146MA-SD	129 L	-	4	-6°C to 12°C	1400 x 600 x 570
U/C Low Drawer	RTL-186MA-SD	198 L	-	6	-6°C to 12°C	1820 x 600 x 570
U/C Low Drawer	RTL-108MA-SD	85 L	-	2	-6°C to 12°C	980 x 750 x 570
U/C Low Drawer	RTL-148MA-SD	176 L	-	4	-6°C to 12°C	1400 x 750 x 570
U/C Low Drawer	RTL-188MA-SD	267 L	-	6	-6°C to 12°C	1820 x 750 x 570
U/C Door + Drawer	RT-126MC-S-3D	234 L	2	3	-6°C to 12°C	1200 x 600 x 850
U/C Door + Drawer	RT-156MC-S-3D	322 L	2	3	-6°C to 12°C	1500 x 600 x 850
U/C Door + Drawer	RT-186MC-S-3D	407 L	4	3	-6°C to 12°C	1800 x 600 x 850
U/C Door + Drawer	RT-128MC-S-3D	310 L	2	3	-6°C to 12°C	1200 x 750 x 850
U/C Door + Drawer	RT-158MC-S-3D	424 L	2	3	-6°C to 12°C	1500 x 750 x 850
U/C Door + Drawer	RT-188MC-S-3D	536 L	4	3	-6°C to 12°C	1800 x 750 x 850



## PREMIER UNDERCOUNTER FREEZER SPECIFICATIONS

Product Group	Model Name	Effective Capacity	No. of Compartments		Temperature Control	Product Dimension (mm) W x D x H
			Shelves	Drawers		
Undercounter	FT-96MC-S	149 L	2	-	-25°C to -7°C	900 x 600 x 850
Undercounter	FT-126MC-S	234 L	4	-	-25°C to -7°C	1200 x 600 x 850
Undercounter	FT-156MC-S	322 L	4	-	-25°C to -7°C	1500 x 600 x 850
Undercounter	FT-186MC-S	407 L	6	-	-25°C to -7°C	1800 x 600 x 850
Undercounter	FT-98MC-S	197 L	2	-	-25°C to -7°C	900 x 750 x 850
Undercounter	FT-128MC-S	310 L	4	-	-25°C to -7°C	1200 x 750 x 850
Undercounter	FT-158MC-S	424 L	4	-	-25°C to -7°C	1500 x 750 x 850
Undercounter	FT-188MC-S	536 L	6	-	-25°C to -7°C	1800 x 750 x 850
U/C Low Drawer	FTL-106MA-SD	60 L	-	2	-23°C to -7°C	980 x 600 x 570
U/C Low Drawer	FTL-146MA-SD	129 L	-	4	-23°C to -7°C	1400 x 600 x 570
U/C Low Drawer	FTL-186MA-SD	198 L	-	6	-23°C to -7°C	1820 x 600 x 570
U/C Low Drawer	FTL-108MA-SD	85 L	-	2	-23°C to -7°C	980 x 750 x 570
U/C Low Drawer	FTL-148MA-SD	176 L	-	4	-23°C to -7°C	1400 x 750 x 570
U/C Low Drawer	FTL-188MA-SD	267 L	-	6	-23°C to -7°C	1820 x 750 x 570
U/C Door + Drawer	FT-126MC-S-3D	234 L	2	3	-25°C to -7°C	1200 x 600 x 850
U/C Door + Drawer	FT-156MC-S-3D	322 L	2	3	-25°C to -7°C	1500 x 600 x 850
U/C Door + Drawer	FT-186MC-S-3D	407 L	4	3	-25°C to -7°C	1800 x 600 x 850
U/C Door + Drawer	FT-128MC-S-3D	310 L	2	3	-25°C to -7°C	1200 x 750 x 850
U/C Door + Drawer	FT-158MC-S-3D	424 L	2	3	-25°C to -7°C	1500 x 750 x 850
U/C Door + Drawer	FT-188MC-S-3D	536 L	4	3	-25°C to -7°C	1800 x 750 x 850



## PREMIER SERIES

Natural refrigerant

Upright Pillar-less Refrigerator  
Depth 800 mm



**MODEL** HR-128MC-S-ML

**MODEL** HR-148MC-S-ML

Dimension WxDxH 1200 x 800 x 2050 mm  
Freezer Temperature Control -6°C ~ 12°C  
Number of Shelves 8  
Storage Capacity 1043 L  
Origin China

Dimension WxDxH 1400 x 800 x 2050 mm  
Freezer Temperature Control -6°C ~ 12°C  
Number of Shelves 8  
Storage Capacity 1250 L  
Origin China

Upright Pillar-less Freezer  
Depth 800 mm



**MODEL** HF-128MC-S-ML

**MODEL** HF-148MC-S-ML

Dimension WxDxH 1200 x 800 x 2050 mm  
Freezer Temperature Control -25°C ~ -7°C  
Number of Shelves 8  
Storage Capacity 1043 L  
Origin China

Dimension WxDxH 1400 x 800 x 2050 mm  
Freezer Temperature Control -25°C ~ -7°C  
Number of Shelves 8  
Storage Capacity 1250 L  
Origin China

Undercounter Pillar-less Refrigerator  
Depth 600 mm



**MODEL** RT-126MC-S-ML

**MODEL** RT-156MC-S-ML

**MODEL** RT-186MC-S-ML

Dimension WxDxH 1200 x 600 x 850 mm  
Chiller Temperature Control -6°C ~ 12°C  
Number of Shelves 4  
Storage Capacity 237 L  
Origin China

Dimension WxDxH 1500 x 600 x 850 mm  
Chiller Temperature Control -6°C ~ 12°C  
Number of Shelves 4  
Storage Capacity 324 L  
Origin China

Dimension WxDxH 1800 x 600 x 850 mm  
Chiller Temperature Control -6°C ~ 12°C  
Number of Shelves 6  
Storage Capacity 409 L  
Origin China

**Undercounter  
Pillar-less Refrigerator  
Depth 750 mm**



**MODEL RT-128MC-S-ML** 

Dimension WxDxH 1200 x 750 x 850 mm  
Chiller Temperature Control -6°C ~ 12°C  
Number of Shelves 4  
Storage Capacity 310 L  
Origin China

**MODEL RT-158MC-S-ML** 

Dimension WxDxH 1500 x 750 x 850 mm  
Chiller Temperature Control -6°C ~ 12°C  
Number of Shelves 4  
Storage Capacity 424 L  
Origin China

**MODEL RT-188MC-S-ML** 

Dimension WxDxH 1800 x 750 x 850 mm  
Chiller Temperature Control -6°C ~ 12°C  
Number of Shelves 6  
Storage Capacity 538 L  
Origin China

**Undercounter  
Pillar-less Freezer  
Depth 600 mm**



**MODEL FT-126MC-S-ML** 

Dimension WxDxH 1200 x 600 x 850 mm  
Freezer Temperature Control -25°C ~ -7°C  
Number of Shelves 4  
Storage Capacity 237 L  
Origin China

**MODEL FT-156MC-S-ML** 

Dimension WxDxH 1500 x 600 x 850 mm  
Freezer Temperature Control -25°C ~ -7°C  
Number of Shelves 4  
Storage Capacity 324 L  
Origin China

**MODEL FT-186MC-S-ML** 

Dimension WxDxH 1800 x 600 x 850 mm  
Freezer Temperature Control -25°C ~ -7°C  
Number of Shelves 6  
Storage Capacity 409 L  
Origin China

**Undercounter  
Pillar-less Freezer  
Depth 750 mm**



**MODEL FT-128MC-S-ML** 

Dimension WxDxH 1200 x 750 x 850 mm  
Chiller Temperature Control -25°C ~ -7°C  
Number of Shelves 4  
Storage Capacity 310 L  
Origin China

**MODEL FT-158MC-S-ML** 

Dimension WxDxH 1500 x 750 x 850 mm  
Chiller Temperature Control -25°C ~ -7°C  
Number of Shelves 4  
Storage Capacity 424 L  
Origin China

**MODEL FT-188MC-S-ML** 

Dimension WxDxH 1800 x 750 x 850 mm  
Chiller Temperature Control -25°C ~ -7°C  
Number of Shelves 6  
Storage Capacity 538 L  
Origin China

Product Group	Model Name	Effective Capacity	No. of Compartments		Temperature Control	Product Dimension (mm) W x D x H
			Shelves	Drawers		
Upright (Pillar-less)	HR-128MC-S-ML	1043 L	8	-	-6°C to 12°C	1200 x 800 x 2050
Upright (Pillar-less)	HR-148MC-S-ML	1250 L	8	-	-6°C to 12°C	1400 x 800 x 2050
Upright (Pillar-less)	HF-128MC-S-ML	1043 L	8	-	-25°C to -7°C	1200 x 800 x 2050
Upright (Pillar-less)	HF-148MC-S-ML	1250 L	8	-	-25°C to -7°C	1400 x 800 x 2050
U/C (Pillar-less)	RT-126MC-S-ML	237 L	4	-	-6°C to 12°C	1200 x 600 x 850
U/C (Pillar-less)	RT-156MC-S-ML	324 L	4	-	-6°C to 12°C	1500 x 600 x 850
U/C (Pillar-less)	RT-186MC-S-ML	409 L	6	-	-6°C to 12°C	1800 x 600 x 850
U/C (Pillar-less)	RT-128MC-S-ML	310 L	4	-	-6°C to 12°C	1200 x 750 x 850
U/C (Pillar-less)	RT-158MC-S-ML	424 L	4	-	-6°C to 12°C	1500 x 750 x 850
U/C (Pillar-less)	RT-188MC-S-ML	538 L	6	-	-6°C to 12°C	1800 x 750 x 850
U/C (Pillar-less)	FT-126MC-S-ML	237 L	-	4	-25°C to -7°C	1200 x 600 x 850
U/C (Pillar-less)	FT-156MC-S-ML	324 L	-	4	-25°C to -7°C	1500 x 600 x 850
U/C (Pillar-less)	FT-186MC-S-ML	409 L	-	6	-25°C to -7°C	1800 x 600 x 850
U/C (Pillar-less)	FT-128MC-S-ML	310 L	-	4	-25°C to -7°C	1200 x 750 x 850
U/C (Pillar-less)	FT-158MC-S-ML	424 L	-	4	-25°C to -7°C	1500 x 750 x 850
U/C (Pillar-less)	FT-188MC-S-ML	538 L	-	6	-25°C to -7°C	1800 x 750 x 850

Upright  
Heated Swing Glass Door  
Refrigerator  
Depth 650 mm



**MODEL** **HR-76MC-SG** 

Dimension **WxDxH** 700 x 650 x 2050 mm  
Temperature Control -2°C ~ 12°C  
Number of Shelves 4  
Storage Capacity 440 L  
Origin China

**MODEL** **HR-126MC-SG** 

Dimension **WxDxH** 1200 x 650 x 2050 mm  
Temperature Control -2°C ~ 12°C  
Number of Shelves 8  
Storage Capacity 812 L  
Origin China

Upright  
Heated Swing Glass Door  
Refrigerator  
Depth 650 mm



**MODEL** **HR-146MC-SG** 

Dimension **WxDxH** 1400 x 650 x 2050 mm  
Chiller Temperature Control -2°C ~ 12°C  
Number of Shelves 8  
Storage Capacity 974 L  
Origin China

Upright  
Heated Swing Glass Door  
Refrigerator  
Depth 800 mm



**MODEL** **HR-78MC-SG** 

Dimension **WxDxH** 700 x 800 x 2050 mm  
Temperature Control -2°C ~ 12°C  
Number of Shelves 4  
Storage Capacity 567 L  
Origin China

**MODEL** **HR-128MC-SG** 

Dimension **WxDxH** 1200 x 800 x 2050 mm  
Temperature Control -2°C ~ 12°C  
Number of Shelves 8  
Storage Capacity 1043 L  
Origin China

Upright  
Heated Swing Glass Door  
Refrigerator  
Depth 800 mm



**MODEL** **HR-148MC-SG** 

Dimension **WxDxH** 1400 x 800 x 2050 mm  
Temperature Control -2°C ~ 12°C  
Number of Shelves 8  
Storage Capacity 1250 L  
Origin China

**MODEL** **HR-188MC-SG** 

Dimension **WxDxH** 1800 x 800 x 2050 mm  
Temperature Control -2°C ~ 12°C  
Number of Shelves 12  
Storage Capacity 1656 L  
Origin China

Undercounter  
Sliding Glass Door  
Refrigerator  
Depth 600 mm



**MODEL** **RT-126MC-SSG** 

Dimension **WxDxH** 1200 x 600 x 850 mm  
Chiller Temperature Control -2°C ~ 12°C  
Number of Shelves 4  
Storage Capacity 234 L  
Origin China

**MODEL** **RT-156MC-SSG** 

Dimension **WxDxH** 1500 x 600 x 850 mm  
Chiller Temperature Control -2°C ~ 12°C  
Number of Shelves 4  
Storage Capacity 322 L  
Origin China

**MODEL** **RT-186MC-SSG** 

Dimension **WxDxH** 1800 x 600 x 850 mm  
Chiller Temperature Control -2°C ~ 12°C  
Number of Shelves 6  
Storage Capacity 407 L  
Origin China

Undercounter  
Sliding Glass Door  
Refrigerator  
Depth 750 mm



**MODEL** **RT-128MC-SSG** 

Dimension **WxDxH** 1200 x 750 x 850 mm  
Chiller Temperature Control 2°C ~ 12°C  
Number of Shelves 4  
Storage Capacity 310 L  
Origin China

**MODEL** **RT-158MC-SSG** 


Dimension **WxDxH** 1500 x 750 x 850 mm  
Chiller Temperature Control -2°C ~ 12°C  
Number of Shelves 4  
Storage Capacity 424 L  
Origin China

**MODEL** **RT-188MC-SSG** 

Dimension **WxDxH** 1800 x 750 x 850 mm  
Chiller Temperature Control -2°C ~ 12°C  
Number of Shelves 6  
Storage Capacity 536 L  
Origin China

Upright  
Heated Long Glass Door  
Refrigerator  
Depth 650 mm



**MODEL** HR-76MC-SLG 

Dimension **WxDxH** 700 x 650 x 2050 mm  
Chiller Temperature Control -2°C ~ 12°C  
Number of Shelves 4  
Storage Capacity 440 L  
Origin China

**MODEL** HR-126MC-SLG 

Dimension **WxDxH** 1200 x 650 x 2050 mm  
Chiller Temperature Control -2°C ~ 12°C  
Number of Shelves 8  
Storage Capacity 812 L  
Origin China

Upright  
Heated Long Glass Door  
Refrigerator  
Depth 800 mm



**MODEL** HR-78MC-SLG 

Dimension **WxDxH** 700 x 800 x 2050 mm  
Chiller Temperature Control -2°C ~ 12°C  
Number of Shelves 4  
Storage Capacity 567 L  
Origin China

**MODEL** HR-128MC-SLG 

Dimension **WxDxH** 1200 x 800 x 2050 mm  
Chiller Temperature Control -2°C ~ 12°C  
Number of Shelves 8  
Storage Capacity 1043 L  
Origin China

Upright  
Heated Long Glass Door  
Refrigerator  
Depth 800 mm



**MODEL** HF-78MC-SLG 

Dimension **WxDxH** 700 x 800 x 2050 mm  
Chiller Temperature Control -20°C ~ -7°C  
Number of Shelves 4  
Storage Capacity 567 L  
Origin China

**MODEL** HF-128MC-SLG 

Dimension **WxDxH** 1200 x 800 x 2050 mm  
Chiller Temperature Control -20°C ~ -7°C  
Number of Shelves 8  
Storage Capacity 1043 L  
Origin China

Undercounter  
Heated Swing Glass Door  
Refrigerator  
Depth 600 mm



**MODEL** RT-96MC-SG 

Dimension **WxDxH** 900 x 600 x 850 mm  
Temperature Control -2°C ~ 12°C  
Number of Shelves 2  
Storage Capacity 149 L  
Origin China

**MODEL** RT-126MC-SG 

Dimension **WxDxH** 1200 x 600 x 850 mm  
Temperature Control -2°C ~ 12°C  
Number of Shelves 4  
Storage Capacity 234 L  
Origin China

Undercounter  
Heated Swing Glass Door  
Refrigerator  
Depth 600 mm



**MODEL** RT-156MC-SG 

Dimension **WxDxH** 1500 x 600 x 850 mm  
Temperature Control -2°C ~ 12°C  
Number of Shelves 4  
Storage Capacity 322 L  
Origin China

**MODEL** RT-186MC-SG 

Dimension **WxDxH** 1800 x 600 x 850 mm  
Temperature Control -2°C ~ 12°C  
Number of Shelves 6  
Storage Capacity 407 L  
Origin China

Undercounter  
Heated Swing Glass Door  
Refrigerator  
Depth 750 mm



**MODEL** RT-98MC-SG 

Dimension **WxDxH** 900 x 750 x 850 mm  
Temperature Control -2°C ~ 12°C  
Number of Shelves 2  
Storage Capacity 197 L  
Origin China

**MODEL** RT-128MC-SG 

Dimension **WxDxH** 1200 x 750 x 850 mm  
Temperature Control -2°C ~ 12°C  
Number of Shelves 4  
Storage Capacity 310 L  
Origin China

**Undercounter  
Heated Swing Glass Door  
Refrigerator  
Depth 750 mm**



**MODEL RT-158MC-SG RT-188MC-SG**

Dimension WxDxH	1500 x 750 x 850 mm	1800 x 750 x 850 mm
Temperature Control	-2°C ~ 12°C	-2°C ~ 12°C
Number of Shelves	4	6
Storage Capacity	424 L	536 L
Origin	China	China

**Prep Table**



**MODEL RT-128MC-S-PR RT-158MC-S-PR RT-188MC-S-PR**

Dimension WxDxH	1200 x 750 x 850 mm	1500 x 750 x 850 mm	1800 x 750 x 850 mm
Temperature Control	-2°C ~ 12°C	-2°C ~ 12°C	-2°C ~ 12°C
Number of Shelves	4	4	6
Storage Capacity	304 L	410 L	517 L
GN Trays Type	GN 1/3 x 9	GN 1/3 x 12	GN 1/3 x 9 + GN 1/1 x 2 / GN 1/3 x 15
Accessory	GN tray is not included	GN tray is not included	GN tray is not included
Origin	China	China	China

**Prep Table  
(Cover + Cutting Board)**



**MODEL RT-128MC-S-PRS RT-158MC-S-PRS RT-188MC-S-PRS**

Dimension WxDxH	1200 x 750 x 1076 mm	1500 x 750 x 1100 mm	1800 x 750 x 1100 mm
Temperature Control	-2°C ~ 12°C	-2°C ~ 12°C	-2°C ~ 12°C
Number of Shelves	4	4	6
Storage Capacity	304 L	410 L	517 L
GN Trays Type	GN 1/3 x 6; cover cutting board; power cord	GN 1/3 x 8; cover cutting board; power cord	GN 1/3 x 9; cover cutting board; power cord
Accessory	GN tray is not included	GN tray is not included	GN tray is not included
Origin	China	China	China

Product Group	Model Name	Effective Capacity	No. of Shelves	Temperature Control	Product Dimension (mm)
					W x D x H
Upright (Swing Glass Door)	HR-78MC-SG	567 L	4	-2°C to 12°C	700 x 800 x 2050
Upright (Swing Glass Door)	HR-128MC-SG	1043 L	8	-2°C to 12°C	1200 x 800 x 2050
Upright (Swing Glass Door)	HR-148MC-SG	1250 L	8	-2°C to 12°C	1400 x 800 x 2050
Upright (Swing Glass Door)	HR-188MC-SG	1656 L	12	-2°C to 12°C	1800 x 800 x 2050
Upright (Swing Glass Door)	HR-76MC-SG	440 L	4	-2°C to 12°C	700 x 650 x 2050
Upright (Swing Glass Door)	HR-126MC-SG	812 L	8	-2°C to 12°C	1200 x 650 x 2050
Upright (Swing Glass Door)	HR-146MC-SG	974 L	8	-2°C to 12°C	1400 x 650 x 2050
U/C (Sliding Glass Door)	RT-126MC-SSG	234 L	4	-2°C to 12°C	1200 x 600 x 850
U/C (Sliding Glass Door)	RT-156MC-SSG	322 L	4	-2°C to 12°C	1500 x 600 x 850
U/C (Sliding Glass Door)	RT-186MC-SSG	407 L	6	-2°C to 12°C	1800 x 600 x 850
U/C (Sliding Glass Door)	RT-128MC-SSG	310 L	4	-2°C to 12°C	1200 x 750 x 850
U/C (Sliding Glass Door)	RT-158MC-SSG	424 L	4	-2°C to 12°C	1500 x 750 x 850
U/C (Sliding Glass Door)	RT-188MC-SSG	536 L	6	-2°C to 12°C	1800 x 750 x 850
Upright (Long Glass Door)	HR-76MC-SLG	440 L	4	-2°C to 12°C	700 x 650 x 2050
Upright (Long Glass Door)	HR-126MC-SLG	812 L	8	-2°C to 12°C	1200 x 650 x 2050
Upright (Long Glass Door)	HR-78MC-SLG	567 L	4	-2°C to 12°C	700 x 800 x 2050
Upright (Long Glass Door)	HR-128MC-SLG	1043 L	8	-2°C to 12°C	1200 x 800 x 2050
Upright (Long Glass Door)	HF-78MC-SLG	567 L	4	-20°C to -7°C	700 x 800 x 2050
Upright (Long Glass Door)	HF-128MC-SLG	1043 L	8	-20°C to -7°C	1200 x 800 x 2050
U/C (Swing Glass Door)	RT-96MC-SG	149 L	2	-2°C to 12°C	900 x 600 x 850
U/C (Swing Glass Door)	RT-126MC-SG	234 L	4	-2°C to 12°C	1200 x 600 x 850
U/C (Swing Glass Door)	RT-156MC-SG	322 L	4	-2°C to 12°C	1500 x 600 x 850
U/C (Swing Glass Door)	RT-186MC-SG	407 L	6	-2°C to 12°C	1800 x 600 x 850
U/C (Swing Glass Door)	RT-98MC-SG	197 L	2	-2°C to 12°C	900 x 750 x 850
U/C (Swing Glass Door)	RT-128MC-SG	310 L	4	-2°C to 12°C	1200 x 750 x 850
U/C (Swing Glass Door)	RT-158MC-SG	424 L	4	-2°C to 12°C	1500 x 750 x 850
U/C (Swing Glass Door)	RT-188MC-SG	536 L	6	-2°C to 12°C	1800 x 750 x 850

 **PREMIER PREP TABLE SPECIFICATIONS**

Product Group	Model Name	Effective Capacity	No. of Shelves	Temperature Control	Product Dimension (mm)
					W x D x H
Prep Table	RT-128MC-S-PR	304 L	4	-2°C to 12°C	1200 x 750 x 850
Prep Table	RT-158MC-S-PR	410 L	4	-2°C to 12°C	1500 x 750 x 850
Prep Table	RT-188MC-S-PR	517 L	6	-2°C to 12°C	1800 x 750 x 850
Prep Table (Cover + Cutting Board)	RT-128MC-S-PRS	304 L	4	-2°C to 12°C	1200 x 750 x 1076
Prep Table (Cover + Cutting Board)	RT-158MC-S-PRS	410 L	4	-2°C to 12°C	1500 x 750 x 1100
Prep Table (Cover + Cutting Board)	RT-188MC-S-PRS	517 L	6	-2°C to 12°C	1800 x 750 x 1100

**Upright Bakery Refrigerator**



**MODEL HR-78MC-S-ST** 

Dimension **WxDxH** 700 x 800 x 2050 mm  
 Temperature Control -6°C ~ 12°C  
 Pitched (**W 400 x D 600**) 51mm (Max: Upper 10 tiers, Lower 13 tiers)  
 Storage Capacity 567 L  
 Accessory Bakery tray is not included  
 Origin China

**MODEL HR-128MC-S-ST** 

Dimension **WxDxH** 1200 x 800 x 2050 mm  
 Temperature Control -6°C ~ 12°C  
 Pitched (**W 400 x D 600**) 51mm (Max: Upper 10 Tiers, Lower 13 Tiers)  
 Storage Capacity 1043 L  
 Accessory Bakery tray is not included  
 Origin China

**Upright Bakery Refrigerator**



**MODEL HR-148MC-S-ST** 

Dimension **WxDxH** 1400 x 800 x 2050 mm  
 Temperature Control -6°C ~ 12°C  
 Pitched (**W 400 x D 600**) 51mm (Max: Upper 10 Tiers, Lower 13 Tiers)  
 Storage Capacity 1250 L  
 Accessory Bakery tray is not included  
 Origin China

**MODEL HR-188MC-S-ST** 

Dimension **WxDxH** 1800 x 800 x 2050 mm  
 Temperature Control -6°C ~ 12°C  
 Pitched (**W 400 x D 600**) 51mm (Max: Upper 10 Tiers, Lower 13 Tiers)  
 Storage Capacity 1656 L  
 Accessory Bakery tray is not included  
 Origin China

**Upright Bakery Freezer**



**MODEL HF-78MA-S-ST** 

Dimension **WxDxH** 700 x 800 x 2050 mm  
 Temperature Control -25°C ~ -7°C  
 Pitched (**W 400 x D 600**) 51mm (Max: Upper 10 tiers, Lower 13 tiers)  
 Storage Capacity 567 L  
 Accessory Bakery tray is not included  
 Origin China

**MODEL HF-128MA-S-ST** 

Dimension **WxDxH** 1200 x 800 x 2050 mm  
 Temperature Control -25°C ~ -7°C  
 Pitched (**W 400 x D 600**) 51mm (Max: Upper 10 Tiers, Lower 13 Tiers)  
 Storage Capacity 1043 L  
 Accessory Bakery tray is not included  
 Origin China

**Upright Bakery Freezer**



**MODEL HF-148MC-S-ST** 

Dimension **WxDxH** 1400 x 800 x 2050 mm  
 Temperature Control -25°C ~ -7°C  
 Pitched (**W 400 x D 600**) 51mm (Max: Upper 10 Tiers, Lower 13 Tiers)  
 Storage Capacity 1250 L  
 Accessory Bakery tray is not included  
 Origin China

**MODEL HF-188MC-S-ST** 

Dimension **WxDxH** 1800 x 800 x 2050 mm  
 Temperature Control -25°C ~ -7°C  
 Pitched (**W 400 x D 600**) 51mm (Max: Upper 10 Tiers, Lower 13 Tiers)  
 Storage Capacity 1656 L  
 Accessory Bakery tray is not included  
 Origin China

**Undercounter Bakery Refrigerator**



**MODEL RT-158MC-S-ST** 

Dimension **WxDxH** 1500 x 750 x 850 mm  
 Temperature Control -6°C ~ 12°C  
 Pitched (**W 400 x D 600**) 51mm (Max: 9 Tiers)  
 Storage Capacity 424 L  
 Accessory Bakery tray is not included  
 Origin China

**MODEL RT-188MC-S-ST** 

Dimension **WxDxH** 1800 x 750 x 850 mm  
 Temperature Control -6°C ~ 12°C  
 Pitched (**W 400 x D 600**) 51mm (Max: 9 Tiers)  
 Storage Capacity 536 L  
 Accessory Bakery tray is not included  
 Origin China

**Undercounter Bakery Freezer**



**MODEL FT-158MC-S-ST** 

Dimension **WxDxH** 1500 x 750 x 850 mm  
 Temperature Control -25°C ~ -7°C  
 Pitched (**W 400 x D 600**) 51mm (Max: 9 Tiers)  
 Storage Capacity 424 L  
 Accessory Bakery tray is not included  
 Origin China

**MODEL FT-188MC-S-ST** 

Dimension **WxDxH** 1800 x 750 x 850 mm  
 Temperature Control -25°C ~ -7°C  
 Pitched (**W 400 x D 600**) 51mm (Max: 9 Tiers)  
 Storage Capacity 536 L  
 Accessory Bakery tray is not included  
 Origin China

Product Group	Model Name	Effective Capacity	Pitched (W 400 x D 600)	Temperature Control	Product Dimension (mm)
					W x D x H
Upright Bakery Refrigerator	HR-78MC-S-ST	567 L	51mm (Max: Upper 10 tiers, Lower 13 tiers)	-6°C to 12°C	700 X 800 X 2050
Upright Bakery Refrigerator	HR-128MC-S-ST	1043 L	51mm (Max: Upper 10 tiers, Lower 13 tiers)	-6°C to 12°C	1200 X 800 X 2050
Upright Bakery Refrigerator	HR-148MC-S-ST	1250 L	51mm (Max: Upper 10 tiers, Lower 13 tiers)	-6°C to 12°C	1400 X 800 X 2050
Upright Bakery Refrigerator	HR-188MC-S-ST	1656 L	51mm (Max: Upper 10 tiers, Lower 13 tiers)	-6°C to 12°C	1800 X 800 X 2050
Upright Bakery Freezer	HF-78MC-S-ST	567 L	51mm (Max: Upper 10 tiers, Lower 13 tiers)	-25°C to -7°C	700 X 800 X 2050
Upright Bakery Freezer	HF-128MC-S-ST	1043 L	51mm (Max: Upper 10 tiers, Lower 13 tiers)	-25°C to -7°C	1200 X 800 X 2050
Upright Bakery Freezer	HF-148MC-S-ST	1250 L	51mm (Max: Upper 10 tiers, Lower 13 tiers)	-25°C to -7°C	1400 X 800 X 2050
Upright Bakery Freezer	HF-188MC-S-ST	1656 L	51mm (Max: Upper 10 tiers, Lower 13 tiers)	-25°C to -7°C	1800 X 800 X 2050
Undercounter Bakery Refrigerator	RT-158MC-S-ST	424 L	51mm (Max: 9 Tiers)	-6°C to 12°C	1500 X 750 X 850
Undercounter Bakery Refrigerator	RT-188MC-S-ST	536 L	51mm (Max: 9 Tiers)	-6°C to 12°C	1800 X 750 X 850
Undercounter Bakery Freezer	FT-158MC-S-ST	424 L	51mm (Max: 9 Tiers)	-25°C to -7°C	1500 X 750 X 850
Undercounter Bakery Freezer	FT-188MC-S-ST	536 L	51mm (Max: 9 Tiers)	-25°C to -7°C	1800 X 750 X 850

**Upright Refrigerator**



**MODEL HRV-78A**

**MODEL HRV-128A**

**MODEL HRV-148A**

Dimension **WxDxH**  
Temperature Control  
Number of Shelves  
Storage Capacity  
Origin

700 x 818 x 2050 mm  
-2°C to 12°C  
4 pcs  
572 L  
Vietnam

1200 x 818 x 2050 mm  
-2°C to 12°C  
8 pcs  
1020 L  
Vietnam

1400 x 818 x 2050 mm  
-2°C to 12°C  
8 pcs  
1272 L  
Vietnam

**Upright Freezer**



**MODEL HFV-78A**

**MODEL HFV-128A**

**MODEL HFV-148A**

Dimension **WxDxH**  
Temperature Control  
Number of Shelves  
Storage Capacity  
Origin

700 x 818 x 2050 mm  
-25°C to -7°C  
4 pcs  
572 L  
Vietnam

1200 x 818 x 2050 mm  
-25°C to -7°C  
8 pcs  
1020 L  
Vietnam

1400 x 818 x 2050 mm  
-25°C to -7°C  
8 pcs  
1272 L  
Vietnam

**Undercounter Refrigerator  
Depth 600 mm**



**MODEL RTV-126A**

**MODEL RTV-156A**

**MODEL RTV-186A**

Dimension **WxDxH**  
Chiller Temperature Control  
Number of Shelves  
Storage Capacity  
Origin

1200 x 600 x 850 mm  
-2°C to 12°C  
4 pcs  
223 L  
Vietnam

1500 x 600 x 850 mm  
-2°C to 12°C  
4 pcs  
308 L  
Vietnam

1800 x 600 x 850 mm  
-2°C to 12°C  
6 pcs  
386 L  
Vietnam

Undercounter Refrigerator  
Depth 750 mm



MODEL	RTV-128A	RTV-158A	RTV-188A
Dimension WxDxH	1200 x 750 x 850 mm	1500 x 750 x 850 mm	1800 x 750 x 850 mm
Chiller Temperature Control	-2°C to 12°C	-2°C to 12°C	-2°C to 12°C
Number of Shelves	4 pcs	4 pcs	6 pcs
Storage Capacity	296 L	408 L	512L
Origin	Vietnam	Vietnam	Vietnam

Undercounter Freezer  
Depth 600 mm



MODEL	FTV-126A	FTV-156A	FTV-186A
Dimension WxDxH	700 x 600 x 850 mm	1200 x 600 x 850 mm	1500 x 600 x 850 mm
Chiller Temperature Control	-23°C to -7°C	-23°C to -7°C	-23°C to -7°C
Number of Shelves	2 pcs	4 pcs	4 pcs
Storage Capacity	223 L	308 L	386 L
Origin	Vietnam	Vietnam	Vietnam

Undercounter Freezer  
Depth 750 mm



MODEL	FTV-128A	FTV-158A	FTV-188A
Dimension WxDxH	1200 x 750 x 850 mm	1500 x 750 x 850 mm	1800 x 750 x 850 mm
Chiller Temperature Control	-23°C to -7°C	-23°C to -7°C	-23°C to -7°C
Number of Shelves	4 pcs	4 pcs	6 pcs
Storage Capacity	296 L	408 L	512L
Origin	Vietnam	Vietnam	Vietnam

Product Group	Model Name	Effective Capacity	No. of Shelves	Temperature Control	Product Dimension (mm)
					W x D x H
Upright Refrigerator	HRV-78A	572 L	4	-2°C to 12°C	700 x 818 x 2050 mm
Upright Refrigerator	HRV-128A	1020 L	8	-2°C to 12°C	1200 x 818 x 2050 mm
Upright Refrigerator	HRV-148A	1272 L	8	-2°C to 12°C	1400 x 818 x 2050 mm
Upright Freezer	HFV-78A	572 L	4	-25°C to -7°C	700 x 818 x 2050 mm
Upright Freezer	HFV-128A	1020 L	8	-25°C to -7°C	1200 x 818 x 2050 mm
Upright Freezer	HFV-148A	1272 L	8	-25°C to -7°C	1400 x 818 x 2050 mm
Undercounter Refrigerator	RTV-126A	223 L	4	-2°C to 12°C	1200 x 600 x 850 mm
Undercounter Refrigerator	RTV-156A	308 L	4	-2°C to 12°C	1500 x 600 x 850 mm
Undercounter Refrigerator	RTV-186A	386 L	6	-2°C to 12°C	1800 x 600 x 850 mm
Undercounter Refrigerator	RTV-128A	296 L	4	-2°C to 12°C	1200 x 750 x 850 mm
Undercounter Refrigerator	RTV-158A	408 L	4	-2°C to 12°C	1500 x 750 x 850 mm
Undercounter Refrigerator	RTV-188A	512 L	6	-2°C to 12°C	1800 x 750 x 850 mm
Undercounter Freezer	FTV-126A	223 L	4	-23°C to -7°C	1200 x 600 x 850 mm
Undercounter Freezer	FTV-156A	308 L	4	-23°C to -7°C	1500 x 600 x 850 mm
Undercounter Freezer	FTV-186A	386 L	6	-23°C to -7°C	1800 x 600 x 850 mm
Undercounter Freezer	FTV-128A	296 L	4	-23°C to -7°C	1200 x 750 x 850 mm
Undercounter Freezer	FTV-158A	408 L	4	-23°C to -7°C	1500 x 750 x 850 mm
Undercounter Freezer	FTV-188A	512 L	6	-23°C to -7°C	1800 x 750 x 850 mm

# THAWING CABINET

Thawing Cabinet with Gentle Airflow Technology evenly circulates temperature controlled air inside the cabinet to prevent uneven thawing and drip loss, allowing frozen ingredients to be thawed smoothly while preserving their original taste, texture, and quality.



**MODEL** HR-78MA-S-JD

Dimension WxDxH	700 x 800 x 2050 mm
Chiller Temperature Control	-6°C ~ 12°C
Number of Shelves	7
Effective Capacity	525 L
Thawing Method	Warm-air Method
Accessories	1 Drain Hose, 1 Drain Pan
Origin	China

## THAWING CABINET SPECIFICATIONS

Model Name	Effective Capacity	Temperature Control	Number of Shelves	Thawing Method	Product Dimension (mm)
					W x D x H
HR-78MA-S-JD	525 L	-6°C ~ 12°C	7	Warm-air Method	1200 x 800 x 2050

# BLAST CHILLER / FREEZER Natural refrigerant

Blast freezing is an ideal solution for preparing foods in a planned manner. For the commercial catering industry, this can be the perfect tool for preparing foods efficiently and minimize food waste. There is a range of foods that can be stored safely ahead of time: fresh fruit & vegetables, baked goods, raw and cooked meat, fish, poultry, ready meals ...



**MODEL** ADVANCE SBU15GL Natural refrigerant

Dimension WxDxH	745 x 700 x 842 mm
Power	1Ph / 230 V / 50 Hz
Production	18 kg from +90°C to +3°C in 90 mins 10 kg from +90°C to -18°C in 240 mins
GN Max. Number of trays	5
Accessory	GN tray is not included
Origin	Italy



**MODEL** ADVANCE SBU20GL Natural refrigerant

Dimension WxDxH	745 x 700 x 820 mm
Power	1Ph / 230 V / 50 Hz
Production	20 kg from +90°C to +3°C in 90 mins 12 kg from +90°C to -18°C in 240 mins
GN Max. Number of trays	5
Accessory	GN tray is not included
Origin	Italy



**MODEL** ADVANCE SBU20GTE Natural refrigerant

Dimension WxDxH	745 x 720 x 900 mm
Power	1Ph / 230 V / 50 Hz
Production	18 kg from +90°C to +3°C in 90 mins 10 kg from +90°C to -18°C in 240 mins
GN Max. Number of trays	5
Accessory	GN tray is not included
Origin	Italy

# BLAST CHILLER / FREEZER Natural refrigerant



## MODEL ADVANCE SBU40GT(230V)-ONE52

## MODEL ADVANCE SBU40GT(400V)-OPE52

Dimension WxDxH	800 x 931 x 1860 mm	800 x 931 x 1860 mm
Power	1Ph / 230 V / 50 Hz	3Ph / 400 V / 50 Hz
Production	45 kg from +90°C to +3°C in 90 mins 28 kg from +90°C to -18°C in 240 mins	45 kg from +90°C to +3°C in 90 mins 28 kg from +90°C to -18°C in 240 mins
GN Max. Number of trays	10	10
Accessory	GN tray is not included	GN tray is not included
Origin	Italy	Italy



## MODEL ADVANCE SBU65GT

Dimension WxDxH	800 x 931 x 2060 mm
Power	3Ph / 400 V / 50 Hz
Production	70 kg from +90°C to +3°C in 90 mins 38 kg from +90°C to -18°C in 240 mins
GN Max. Number of trays	14
Accessory	GN tray is not included
Origin	Italy

## BLAST CHILLER SPECIFICATIONS

Model Name	Power	Production	GN Max. Number of trays	Product Dimension (mm)
				W x D x H
ADVANCE SBU15GL	1Ph / 230 V / 50 Hz	18 kg from +90°C to +3°C in 90 mins 10 kg from +90°C to -18°C in 240 mins	5	745 x 700 x 842
ADVANCE SBU20GL	1Ph / 230 V / 50 Hz	20 kg from +90°C to +3°C in 90 mins 12 kg from +90°C to -18°C in 240 mins	5	745 x 700 x 820
ADVANCE SBU20GTE	1Ph / 230 V / 50 Hz	18 kg from +90°C to +3°C in 90 mins 10 kg from +90°C to -18°C in 240 mins	5	745 x 720 x 900
ADVANCE SBU40GT (230V)	1Ph / 230 V / 50 Hz	45 kg from +90°C to +3°C in 90 mins 28 kg from +90°C to -18°C in 240 mins	10	800 x 931 x 1860
ADVANCE SBU40GT (400V)	3Ph / 400 V / 50 Hz	45 kg from +90°C to +3°C in 90 mins 28 kg from +90°C to -18°C in 240 mins	10	800 x 931 x 1860
ADVANCE SBU65GT	3Ph / 400 V / 50 Hz	70 kg from +90°C to +3°C in 90 mins 38 kg from +90°C to -18°C in 240 mins	14	800 x 931 x 2060

# BOTTLE COOLER Natural refrigerant

Hoshizaki developed back bar coolers with innovation, highest standards, and years of quality experience. These models offer superior refrigeration performance with rear mounted refrigeration, which ensures good visibility of drinks.



## MODEL RBWH95-VN

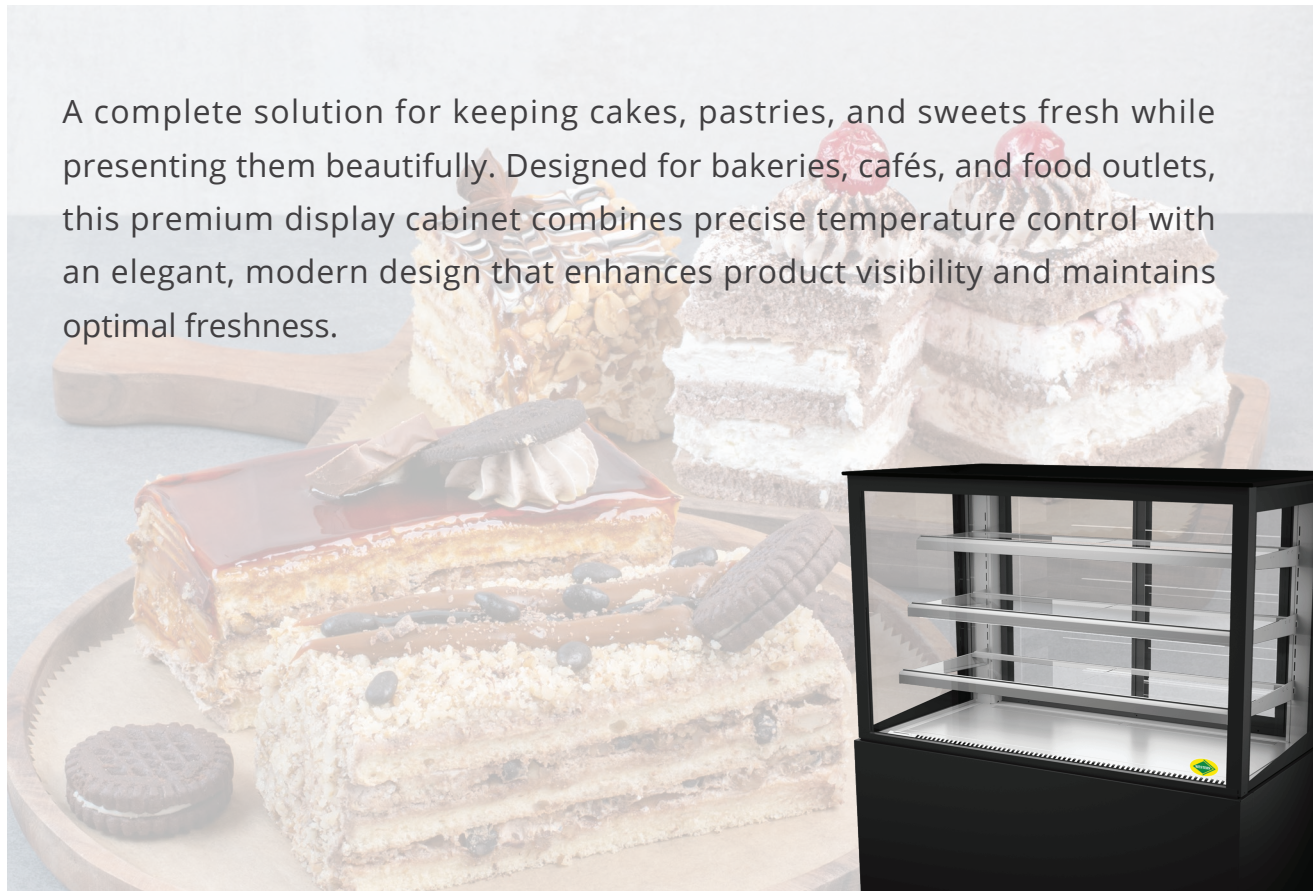
## MODEL RBWH135-VN

Dimension WxDxH	900 x 545 x 900 mm	1350 x 545 x 900 mm
Electrical Consumption	340 W	340 W
Temperature Control (approx.)	-2°C ~ 12°C	-2°C ~ 12°C
Number of Shelves	2 x 2	2 x 3
Effective Capacity	194 L	300 L
Origin	India	India

## BOTTLE COOLER SPECIFICATIONS

Model Name	Effective Capacity	Temperature Control	Electric Consumption	Product Dimension (mm)
				W x D x H
RBWH95-VN	194 L	-2°C ~ 12°C	340 W	900 x 545 x 900
RBWH135-VN	300 L	-2°C ~ 12°C	340 W	1350 x 545 x 900

A complete solution for keeping cakes, pastries, and sweets fresh while presenting them beautifully. Designed for bakeries, cafés, and food outlets, this premium display cabinet combines precise temperature control with an elegant, modern design that enhances product visibility and maintains optimal freshness.



**MODEL** PTW06HC 

Dimension WxDxH	600 x 665 x 1235 mm
Electrical Consumption	165 W
Temperature Control (approx.)	2°C ~ 10°C
Number of Shelves	Base + 3 Shelves
Effective Capacity	205 L
Available Variants	Cold, Hot, Ambient
Origin	India



**MODEL** PTW09HC 

Dimension WxDxH	900 x 665 x 1235 mm
Electrical Consumption	219 W
Temperature Control (approx.)	2°C ~ 10°C
Number of Shelves	Base + 3 Shelves
Effective Capacity	320 L
Available Variants	Cold, Hot, Ambient
Origin	India



**MODEL** PTW12HC 

Dimension WxDxH	1200 x 665 x 1235 mm
Electrical Consumption	275 W
Temperature Control (approx.)	2°C ~ 10°C
Number of Shelves	Base + 3 Shelves
Effective Capacity	435 L
Available Variants	Cold, Hot, Ambient
Origin	India



**MODEL** PTW15HC 

Dimension WxDxH	1500 x 665 x 1235 mm
Electrical Consumption	430 W
Temperature Control (approx.)	2°C ~ 10°C
Number of Shelves	Base + 3 Shelves
Effective Capacity	577 L
Available Variants	Cold, Hot, Ambient
Origin	India

 **PASTRY CABINET SPECIFICATIONS**

Model Name	Number of Shelves	Effective Capacity	Available Variants	Temperature Control	Electric Consumption	Product Dimension (mm)
						W x D x H
PTW06HC	Base + 3 Shelves	205 L	Cold, Hot, Ambient	2°C ~ 10°C	165 W	600 x 665 x 1235
PTW09HC	Base + 3 Shelves	320 L	Cold, Hot, Ambient	2°C ~ 10°C	219 W	900 x 665 x 1235
PTW12HC	Base + 3 Shelves	435 L	Cold, Hot, Ambient	2°C ~ 10°C	275 W	1200 x 665 x 1235
PTW15HC	Base + 3 Shelves	577 L	Cold, Hot, Ambient	2°C ~ 10°C	430 W	1500 x 665 x 1235



# ICE CREAM SHOWCASE

Natural refrigerant

This premium ice cream showcase is designed to elevate the presentation of frozen desserts and ice cream. Featuring a sleek glass door and high-quality stainless steel construction, it delivers durability, hygiene, and a modern retail appearance. Automatic defrost ensures reliable, low-maintenance operation, while the spacious interior makes it ideal for ice cream parlors, cafés, restaurants, and retail outlets.



**MODEL** SRF350HC-XGLI



**MODEL** SRF550HC-XGLI

Dimension WxDxH	613 x 680 x 1790 mm
Power Source	230V AC / 50 Hz
Temperature Control (approx.)	-26°C ~ 18°C
Number of Shelves	4
Effective Capacity	286 L
Origin	India

Dimension WxDxH	623 x 715 x 2135 mm
Power Source	230V AC / 50 Hz
Temperature Control (approx.)	-26°C ~ 18°C
Number of Shelves	6
Effective Capacity	405 L
Origin	India



## ICE CREAM SHOWCASE SPECIFICATIONS

Model Name	Effective Capacity	Temperature Control	Number of Shelves	Product Dimension (mm)
				W x D x H
SRF350HC-XGLI	286 L	-26°C ~ 18°C	4	613 x 680 x 1790
SRF550HC-XGLI	405 L	-26°C ~ 18°C	6	623 x 715 x 2135



# WATER COOLER

Natural refrigerant

This storage-type water cooler is designed to deliver safe and hygienic drinking water with reliable cooling performance. Featuring an energy-efficient design and a rust-free SS304 stainless steel water tank, it ensures durability, low maintenance, and long-term operation. Ideal for offices, factories, schools, hospitals, and public spaces.



**MODEL** SWC4080HC-A

Dimension WxDxH	640 x 676 x 1241 mm
Water Storage Capacity	80 L
Cooling Capacity Rating	40 L / h
Tap Option	Cold + Ambient
Power	1Ph / 230 V / 50 Hz
Origin	India



**MODEL** SWC6080-A

Dimension WxDxH	640 x 676 x 1241 mm
Water Storage Capacity	80 L
Cooling Capacity Rating	60 L / h
Tap Option	Cold + Cold
Power	1Ph / 230 V / 50 Hz
Origin	India



# WATER COOLER

Natural refrigerant



**MODEL** SWC80120-A

Dimension WxDxH 640 x 676 x 1241 mm  
 Water Storage Capacity 120 L  
 Cooling Capacity Rating 80 L / h  
 Tap Option Cold + Ambient  
 Power 1Ph / 230 V / 50 Hz  
 Origin India

**MODEL** SWC150150-RAH

Dimension WxDxH 800 x 821 x 1241 mm  
 Water Storage Capacity 150 L  
 Cooling Capacity Rating 150 L / h  
 Tap Option Ambient + Cold + Hot (1 L)  
 Power 1Ph / 230 V / 50 Hz  
 Origin India



## WATER COOLER SPECIFICATIONS

Model Name	Water Storage Capacity	Cooling Capacity Rating	Tap Option	Product Dimension (mm)
				W x D x H
SWC4080HC-A	80 L	40 L / h	Cold + Ambient	640 x 676 x 1241
SWC6080-A	80 L	60 L / h	Cold + Cold	640 x 676 x 1241
SWC80120-A	120 L	80 L / h	Cold + Ambient	640 x 676 x 1241
SWC150150-RAH	150 L	150 L / h	Ambient + Cold + Hot (1 L)	800 x 821 x 1241



# DEEP FREEZER

Natural refrigerant

Keeping food at an ultra-low temperature of -60°C suppresses enzymatic decomposition of proteins and oxidation of fats. It also prevents discoloration and deterioration of texture caused by freezer burn. With ultra-low temperature deep freezer, quality of food is assured for your customers to enjoy their feast.



**MODEL** HDF-140A-SEA

Dimension WxDxH 725 x 693 x 875 mm  
 Electrical Consumption 230 W  
 Temperature Control (approx.) -60°C ~ -50°C  
 Effective Capacity 140 L  
 Origin Japan

**MODEL** HDF-300A-SEA

Dimension WxDxH 1265 x 710 x 875 mm  
 Electrical Consumption 320 W  
 Temperature Control (approx.) -60°C ~ -50°C  
 Effective Capacity 298 L  
 Origin Japan

**MODEL** HDF-400A-SEA

Dimension WxDxH 1565 x 710 x 875 mm  
 Electrical Consumption 330 W  
 Temperature Control (approx.) -60°C ~ -50°C  
 Effective Capacity 385 L  
 Origin Japan






## DEEP FREEZER SPECIFICATIONS

Model Name	Effective Capacity	Temperature Control	Electric Consumption	Product Dimension (mm)
				W x D x H
HDF-140A-SEA	140 L	-60°C ~ -50°C	230 W	725 x 693 x 875
HDF-300A-SEA	298 L	-60°C ~ -50°C	320 W	1265 x 710 x 875
HDF-400A-SEA	385 L	-60°C ~ -50°C	330 W	1565 x 710 x 875

Comes with Stainless Steel Work Top

Refrigerated sushi showcases functions to ensure the freshness of produce and as a point of attraction when placed on the sushi counter. Hoshizaki's sushi showcases are designed with curved glass provide an aesthetic edge while its powerful cooling performance with stable humidity and temperature control keeps sushi fresh without drying it out. Left or right option refrigerant panel ensure flexibility of placement on the counter.





**MODEL HNC-120BE-L-B**

Dimension **WxDxH** 1200 x 345 x 270 mm  
 Electrical Consumption 150 W  
 Temperature **Ambient Temp 27°C** Approx. 4°C  
 Door (Sliding Glass) **WxH** 2 (435 x 172 mm)  
 Effective Capacity 42 L  
 Origin Japan

**MODEL HNC-120BE-R-B**

Dimension **WxDxH** 1200 x 345 x 270 mm  
 Electrical Consumption 150 W  
 Temperature **Ambient Temp 27°C** Approx. 4°C  
 Door (Sliding Glass) **WxH** 2 (435 x 172 mm)  
 Effective Capacity 42 L  
 Origin Japan





**MODEL HNC-150BE-L-B**

Dimension **WxDxH** 1500 x 345 x 270 mm  
 Electrical Consumption 150 W  
 Temperature **Ambient Temp 27°C** Approx. 4°C  
 Door (Sliding Glass) **WxH** 4 (293 x 172 mm)  
 Effective Capacity 57 L  
 Origin Japan

**MODEL HNC-150BE-R-B**

Dimension **WxDxH** 1500 x 345 x 270 mm  
 Electrical Consumption 150 W  
 Temperature **Ambient Temp 27°C** Approx. 4°C  
 Door (Sliding Glass) **WxH** 4 (293 x 172 mm)  
 Effective Capacity 57 L  
 Origin Japan





**MODEL HNC-180BE-L-B**

Dimension **WxDxH** 1800 x 345 x 270 mm  
 Electrical Consumption 150 W  
 Temperature **Ambient Temp 27°C** Approx. 4°C  
 Door (Sliding Glass) **WxH** 4 (368 x 172 mm)  
 Effective Capacity 72 L  
 Origin Japan

**MODEL HNC-180BE-R-B**

Dimension **WxDxH** 1800 x 345 x 270 mm  
 Electrical Consumption 150 W  
 Temperature **Ambient Temp 27°C** Approx. 4°C  
 Door (Sliding Glass) **WxH** 4 (368 x 172 mm)  
 Effective Capacity 72 L  
 Origin Japan



**MODEL HNC-210BE-L-B**

Dimension **WxDxH** 2100 x 345 x 270 mm  
 Electrical Consumption 150 W  
 Temperature **Ambient Temp 27°C** Approx. 4°C  
 Door (Sliding Glass) **WxH** 4 (443 x 172mm)  
 Effective Capacity 87 L  
 Origin Japan

**MODEL HNC-210BE-R-B**

Dimension **WxDxH** 2100 x 345 x 270 mm  
 Electrical Consumption 150 W  
 Temperature **Ambient Temp 27°C** Approx. 4°C  
 Door (Sliding Glass) **WxH** 4 (443 x 172mm)  
 Effective Capacity 87 L  
 Origin Japan



Model Name	Effective Capacity	Temperature	Pull Down Time	Electric Consumption	Product Dimension (mm)
		Ambient Temp 27°C			W x D x H
HNC-120BE-L/R-B	42 L	approx. 4°C	approx. 30min (30°C > 10°C)	150W	1200 x 345 x 270
HNC-150BE-L/R-B	57 L	approx. 4°C	approx. 30min (30°C > 10°C)	150W	1500 x 345 x 270
HNC-180BE-L/R-B	72 L	approx. 4°C	approx. 30min (30°C > 10°C)	150W	1800 x 345 x 270
HNC-210BE-L/R-B	87L	approx. 4°C	approx. 30min (30°C > 10°C)	150W	2100 x 345 x 270

Sushi Showcase - Not for overnight storage; LED lights are not attached.

Hoshizaki introduces a high performance and low water consumption efficient dishwashing solution for your busy kitchen. Simple and compact in size, our dishwasher is designed to take the load off your operations with an easy to operate unit for small to medium sized establishments.



## Hood Type



### MODEL HW-600B3 R

Code	071T.0010AH.BB
Dimension WxDxH	707 x 779 x 1485 mm (When opening: 1960)
Electrical Consumption	9.7 - 11.5 kW
Electric Power	380V / 3Ph / 50Hz
Washing Capacity Racks per Hour	72 / 36 / 27 / 24 / 18
Water Consumption Per Rack	2.8 L
Washing Water Temp.	55 - 60 °C
Rinsing Water Temp.	80 - 85 °C
Rinse Aid Dispenser	No
Detergent Dispenser	No
Rinsing Pump	Yes
Drain Pump	No
Origin	Turkey



### MODEL HW-600B PDR

Code	071T.1110AH.BB
Dimension WxDxH	707 x 779 x 1485 mm (When opening: 1960)
Electrical Consumption	9.7 - 11.5 kW
Electric Power	380V / 3Ph / 50Hz
Washing Capacity Racks per Hour	72 / 36 / 27 / 24 / 18
Water Consumption Per Rack	2.8 L
Washing Water Temp.	55 - 60 °C
Rinsing Water Temp.	80 - 85 °C
Rinse Aid Dispenser	Yes
Detergent Dispenser	Yes
Rinsing Pump	Yes
Drain Pump	No
Origin	Turkey

## Hood Type High Performance



### MODEL HW-600B3 PDRT R4

Code	071T.1111BH.BG
Dimension WxDxH	707 x 779 x 1485 mm (When opening: 1960)
Electrical Consumption	9.7 - 11.5 kW
Electric Power	380V / 3Ph / 50Hz
Washing Capacity Racks per Hour	72 / 36 / 27 / 24 / 18
Water Consumption Per Rack	2.5 L
Washing Water Temp.	55 - 60 °C
Rinsing Water Temp.	80 - 85 °C (Thermolabel compliant)
Rinse Aid Dispenser	Yes
Detergent Dispenser	Yes
Rinsing Pump	Yes
Drain Pump	Yes
Origin	Turkey

## Undercounter Type



### MODEL HW-320B-S R

Code	075T.00100H.AD
Dimension WxDxH	595 x 650 x 830 mm
Electrical Consumption	5.2 - 6.1 kW
Electric Power	220V / 1Ph / 50Hz
Washing Capacity Racks per Hour	35 / 27 / 23 / 20 / 18
Water Consumption Per Rack	2.8 L
Washing Water Temp.	55 - 60 °C
Rinsing Water Temp.	80 - 85 °C
Rinse Aid Dispenser	No
Detergent Dispenser	No
Rinsing Pump	Yes
Drain Pump	No
Origin	Turkey



### MODEL HW-320B-S RT

Code	075T.00110H.AD
Dimension WxDxH	595 x 650 x 830 mm
Electrical Consumption	5.2 - 6.1 kW
Electric Power	220V / 1Ph / 50Hz
Washing Capacity Racks per Hour	35 / 27 / 23 / 20 / 18
Water Consumption Per Rack	2.8 L
Washing Water Temp.	55 - 60 °C
Rinsing Water Temp.	80 - 85 °C
Rinse Aid Dispenser	No
Detergent Dispenser	No
Rinsing Pump	Yes
Drain Pump	Yes
Origin	Turkey



### MODEL HW-320B-S PDRT

Code	075T.11110H.AD
Dimension WxDxH	595 x 650 x 830 mm
Electrical Consumption	5.2 - 6.1 kW
Electric Power	220V / 1Ph / 50Hz
Washing Capacity Racks per Hour	35 / 27 / 23 / 20 / 18
Water Consumption Per Rack	2.8 L
Washing Water Temp.	55 - 60 °C
Rinsing Water Temp.	80 - 85 °C
Rinse Aid Dispenser	Yes
Detergent Dispenser	Yes
Rinsing Pump	Yes
Drain Pump	Yes
Origin	Turkey



## DISHWASHER SPECIFICATIONS

Product Group	Model Name	Temperature Control		Water Consumption Per Rack	Electric Consumption	Washing Capacity Racks per Hour	Product Dimension (mm) W x D x H
		Washing (°C)	Rinsing (°C)				
Hood	HW-600B3 R	55 - 60	80 - 85	2.8 L	9.7 - 11.5 kW	72 / 36 / 27 / 24 / 18	707 x 779 x 1485 (1960)
Hood	HW-600B PDR	55 - 60	80 - 85	2.8 L	9.7 - 11.5 kW	72 / 36 / 27 / 24 / 18	707 x 779 x 1485 (1960)
Hood	HW-600B3 PDRT R4	55 - 60	80 - 85	2.5 L	9.7 - 11.5 kW	72 / 36 / 27 / 24 / 18	707 x 779 x 1485 (1960)
Undercounter	HW-320B-S R	55 - 60	80 - 85	2.8 L	5.2 - 6.1 kW	35 / 27 / 23 / 20 / 18	595 x 650 x 830
Undercounter	HW-320B-S RT	55 - 60	80 - 85	2.8 L	5.2 - 6.1 kW	35 / 27 / 23 / 20 / 18	595 x 650 x 830
Undercounter	HW-320B-S PDRT	55 - 60	80 - 85	2.8 L	5.2 - 6.1 kW	35 / 27 / 23 / 20 / 18	595 x 650 x 830

Drain pump (T), Rinsing Pump (R), Detergent pump (D), Rinse aid pump (P) are optional parts.

# BEER DISPENSER

For draft beer, it needs a dispenser that can cool beer very quickly and also perform creamy foam on the top with very small bubble. With high technology and knowhow about fresh beer, Hoshizaki proudly presents our beer dispenser that can surprise customers with its excellent performance



## MODEL

**DBF-AS65WE-T**

**DBF-25SAC**

**DBF-40SAC**

Dimension **WxDxH** 367 x 674 x 764 mm  
 Electric Consumption 285 W  
 Dispensing Capacity 65L (30°C - 8°C 4H)  
 Power Supply 1Ph / 220 - 240V / 50Hz  
 Feature Automatic  
 Origin China

255 x 587 x 460 mm  
 196 W  
 25 L (30°C - 8°C 4H)  
 1Ph / 220 - 240V / 50Hz  
 Manual  
 China

330 x 646 x 510 mm  
 210 W  
 40 L (30°C - 8°C 4H)  
 1Ph / 220 - 240V / 50Hz  
 Manual  
 China

## BEER DISPENSER SPECIFICATIONS

Product Group	Model Name	Power Supply	Electric Consumption	Dispensing Capacity	Product Dimension (mm)
					W x D x H
Beer Dispenser	DBF-AS65WE-T	1Ph / 220-240V / 50Hz	285 W	65L (30°C - 8°C 4H)	367 x 674 x 764
Beer Dispenser	DBF-25SAC	1Ph / 220-240V / 50Hz	196 W	25 L (30°C - 8°C 4H)	255 x 587 x 460
Beer Dispenser	DBF-40SAC	1Ph / 220-240V / 50Hz	210 W	40 L (30°C - 8°C 4H)	330 x 646 x 510

# ELECTRIC FRYER

Fine control of oil temperature and good oil quality make you experience delicious fried food that are crispy, juicy without losing the original flavour of your ingredients. Besides taking care of the gastronomists, we care for the people behind the good food as well with our easy-to-clean design.



## MODEL

**FL-20B-SEA**

Dimension **WxDxH** 450 x 590 x 800 (overall height 920) mm  
 Cooking Dimension **WxD** 390 x 376 mm  
 Power Supply 3Ph / 380 - 415V / 50Hz  
 Oil Heating Time (approx.) 15 min (AT30°C, Oil Amount 20L, Oil Temperature 20°C to 180°C)  
 Oil Amount 20 L  
 Origin Japan

## ELECTRIC FRYER SPECIFICATIONS

Model Name	Oil Amount	Power Supply	Amperage	Electric Consumption	Product Dimension (mm)
					W x D x H
FL-20B-SEA	20 L	3Ph / 380 - 415V / 50Hz	8.5A / 9.0A / 9.2A	5.6kW / 6.2kW / 6.6kW	450 x 590 x 800 (920)

# COMBI OVEN

One oven, endless possibilities. Easily cook a variety of delicious dishes with steam, hot air, or a combination of both. Boost flavor, speed, and consistency in every meal. Your reliable partner for smarter, more efficient cooking.



MODEL	MIC-5TC3	MIC-6SC3	MIC-10SC3
Dimension WxDxH	750 x 560 x 685 mm	900 x 770 x 790 mm	900 x 770 x 1050 mm
Electric Power	3Ph / 200V / 50 / 60Hz	3Ph / 200V / 50 / 60Hz	3Ph / 200V / 50 / 60Hz
Max Storage Bin Capacity	83 L	145 L	222 L
Number Of GN Insertion	5 x 2/3 GN	6 x 2/3 GN	10 x 2/3 GN
Origin	Japan	Japan	Japan

## COMBI OVEN SPECIFICATIONS

Model Name	Max Storage Bin Capacity	Number Of GN Insertion	Electric Power	Product Dimension (mm)
				W x D x H
MIC-5TC3	83 L	5 x 2/3 GN	3Ph / 200V / 50 / 60Hz	750 x 560 x 685 mm
MIC-6SC3	145 L	6 x 2/3 GN	3Ph / 200V / 50 / 60Hz	900 x 770 x 790 mm
MIC-10SC3	222 L	10x 2/3 GN	3Ph / 200V / 50 / 60Hz	900 x 770 x 1050 mm

# VACUUM PACKING MACHINE

Efficient and reliable vacuum packing for both hot and cold items. This vacuum packer with Hot Pack function seals even high-temp food (65–95°C) right after cooking. Perfect for soups, sauces, and ready meals. Keeps the original taste just like when freshly made.



MODEL	HPS-200B-HP	HPS-300B-HP	HPS-400B3-HP
Dimension WxDxH	350 x 455 x 325 (337) mm	300 x 570 x 375 (387) mm	520 x 725 x 450 (462) mm
Electric Consumption	900 W	950 W	1500 W
Max. Bag Size WxL	230 x 320 mm	300 x 450 mm	400 x 600 mm
Electric Power	1Ph / 100V / 50 / 60Hz	1Ph / 100V / 50 / 60Hz	3Ph / 200V / 50 / 60Hz
Origin	Japan	Japan	Japan

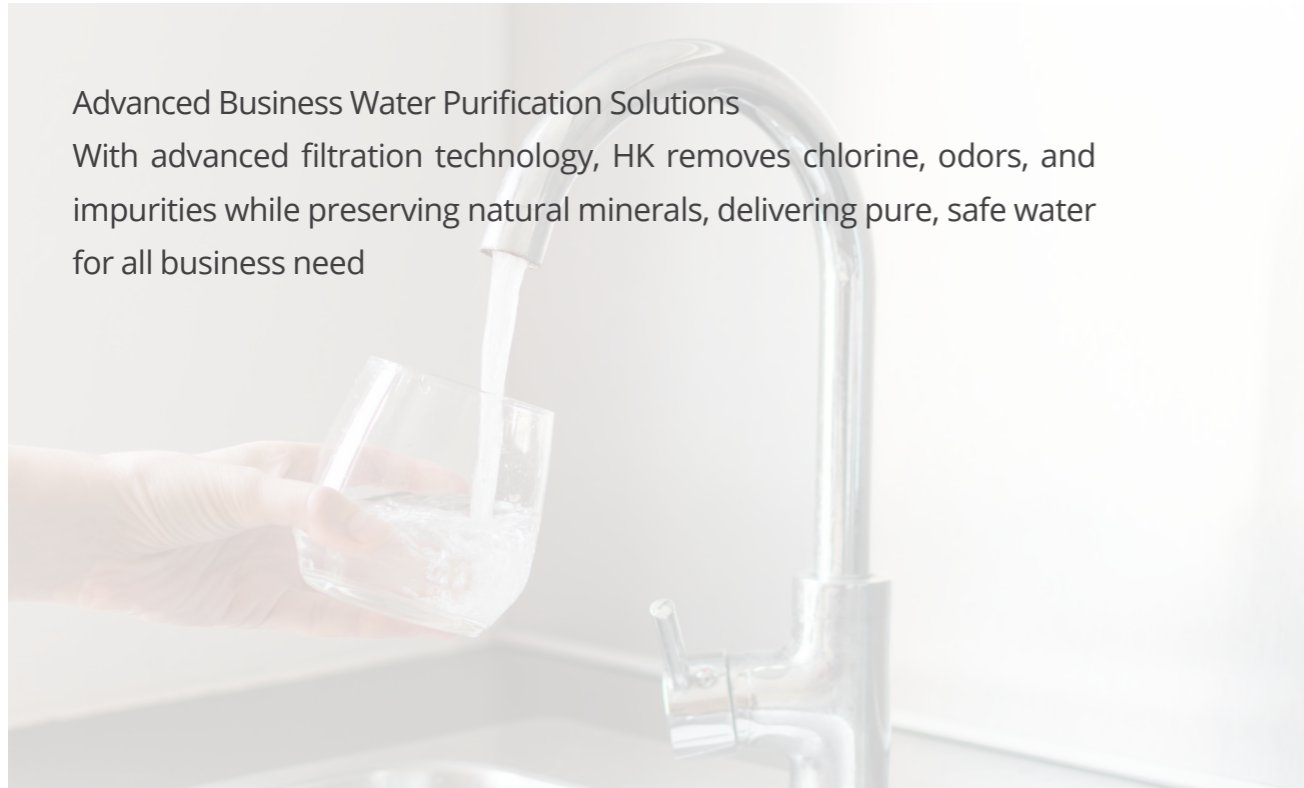
## VACUUM PACKING MACHINE

Model Name	Max. Bag Size (mm) WxL	Electric Consumption	Electric Power	Product Dimension (mm)
				W x D x H
HPS-200B-HP	230 x 320	900W	1Ph / 100V / 50 / 60Hz	350 x 455 x 325 (337) mm
HPS-300B-HP	300 x 450	950W	1Ph / 100V / 50 / 60Hz	300 x 570 x 375 (387) mm
HPS-400B3-HP	400 x 600	1500W	3Ph / 200V / 50 / 60Hz	520 x 725 x 450 (462) mm

# WATER FILTER

## Advanced Business Water Purification Solutions

With advanced filtration technology, HK removes chlorine, odors, and impurities while preserving natural minerals, delivering pure, safe water for all business need



MODEL	HK-32RS	HK-50GB	HK-100LB
Filtration Flow Rate	10 L / min	5 L / min	10 L / min
Total Filtration Capacity	3,200 L	50,000 L	100,000 L
Operating Water Pressure	0.05 - 0.78 MPa	0.05 - 0.78 MPa	0.05 - 0.78 MPa
Connector Size	G 1/2	G 1/2	G 1/2
Origin	Japan	Japan	Japan

# WATER FILTER

Model Name	Filtration Flow Rate	Total Filtration Capacity	Operating Water Pressure	Connector Size
HK-32RS	10 L / min	3,200 L	0.05 - 0.78 MPa	G 1/2
HK-50GB	5 L / min	50,000 L	0.05 - 0.78 MPa	G 1/2
HK-100LB	10 L / min	100,000 L	0.05 - 0.78 MPa	G 1/2

# WARRANTY POLICY

Ice Maker (except SRM model)	02 years warranty 03 years for compressor
Refrigerator & Freezer Ice Dispenser Bottle Cooler Hoshizaki Dishwasher	02 years warranty
SRM Model Ice Maker Ice Bin Thawing Cabinet Blast Chiller / Freezer Pastry Cabinet Ice Cream Showcase Water Cooler Deep Freezer Sushi Showcase Beer Dispenser Electric Fryer Combi Oven Vacuum Packing Machine	01 year warranty
Spare parts	90 days

\* Warranty period is counted from the date of purchasing.

\* Warranty is not applicable for glass doors, standard doors, interior and exterior walls of product.

\* Warranty is not applicable for consumable parts that may be worn during use such as handlebar, rubber cushion, door gasket, door springs, water filters, raw of water filters, air filter, lamp.

\* The requirements for cleaning and maintenance of products not covered by the warranty.

\* Cases of accessories or components outside of the product that are lost / missing when received will not be warranted if not notified to Hoshizaki Vietnam within 3 days of receipt.

\* During the warranty period, the labor fee is not included.

**HOTLINE : 091 7161 346**